

# 2022 Annual Agency Profile - Senior Center Resources and Public Transit, Inc. (NTD ID 60176)

**Mailing Address:** 4912 Lee St  
Greenville, TX 75401-3656

**Website:** <http://www.scrpt.org>

## Service Consumed

**Annual Unlinked Trips (UPT)** 55,196

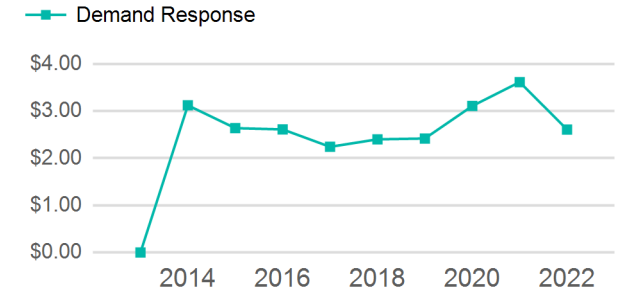
## Assets

**Revenue Vehicles** 24  
**Service Vehicles** 1  
**Facilities** 1

## Service Supplied

**Annual Vehicle Revenue Miles (VRM)** 735,065  
**Annual Vehicle Revenue Hours (VRH)** 43,727  
**Vehicles Operated in Maximum Service (VOMS)** 19

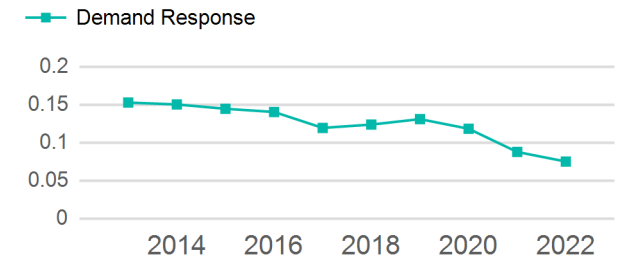
## Operating Expenses per Vehicle Revenue Mile



## Modal Characteristics

Mode	Annual Unlinked Passenger Trips	Directly Operated VOMS	Purchased Transportation VOMS	Annual Vehicle Revenue Miles	Annual Vehicle Revenue Hours
Demand Response	55,196	19	0	735,065	43,727
<b>Total</b>	<b>55,196</b>	<b>19</b>	<b>0</b>	<b>735,065</b>	<b>43,727</b>

## Unlinked Passenger Trip per Vehicle Revenue Mile



Mode	Service Efficiency		Service Effectiveness		
	OE per VRM	OE per VRH	UPT per VRM	UPT per VRH	OE per UPT
Demand Response	\$2.61	\$43.82	0.1	1.3	\$34.71
<b>Total</b>	<b>\$2.61</b>	<b>\$43.82</b>	<b>0.1</b>	<b>1.3</b>	<b>\$34.71</b>

# 2022 Annual Agency Profile - Senior Center Resources and Public Transit, Inc. (NTD ID 60176)

## 2022 Funding Breakdown

### Summary of Operating Expenses (OE)

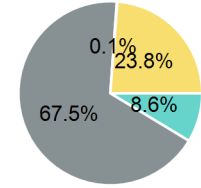
Mode	Operating Expenses	Fare Revenues
Demand Response	\$1,915,997	\$124,732
<b>Total</b>	<b>\$1,915,997</b>	<b>\$124,732</b>

### Sources of Operating Funds Expended

Directly Generated	\$165,600
Federal Government	\$1,293,138
Local Government	\$2,072
State Government	\$455,187
<b>Total Operating Funds Expended</b>	<b>\$1,915,997</b>

### Operating Funding Sources

■ Directly Generated  
■ Federal Government  
■ Local Government  
■ State Government

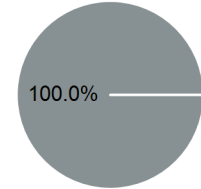


### Sources of Capital Funds Expended

Directly Generated	\$0
Federal Government	\$42,607
Local Government	\$0
State Government	\$0
<b>Total Capital Funds Expended</b>	<b>\$42,607</b>

### Capital Funding Sources

■ Directly Generated  
■ Federal Government  
■ Local Government  
■ State Government



## 2022 Asset Management

<b>Transit Asset Management (TAM) Tier</b>	Tier II	<b>TAM Sponsor NTD ID</b>	6R05
--	---------	---------------------------	------

### Metrics

#### 2022 Performance Measure - Asset - 2023 Target (% not in State of Good Repair)

- Equipment - Automobiles - 15%
- Equipment - Trucks and other Rubber Tire Vehicles - 15%
- Facility - Administrative / Maintenance Facilities - 15%
- Facility - Passenger / Parking Facilities - 15%
- Rolling Stock - AO - Automobile - 15%
- Rolling Stock - BU - Bus - 15%
- Rolling Stock - CU - Cutaway - 15%
- Rolling Stock - MV - Minivan - 15%
- Rolling Stock - SB - School Bus - 15%
- Rolling Stock - SV - Sports Utility Vehicle - 15%
- Rolling Stock - VN - Van - 15%

Mode	Average Fleet Age in Years
Demand Response	3.3