

2022 Annual Agency Profile - St Mary Community Action Committee Assoc (NTD ID 60199)

Mailing Address: 1407 BARROW ST
FRANKLIN, LA 70538-3514

Website: <http://www.stmarycaa.org/caa%20programs.htm>

Service Consumed

Annual Unlinked Trips (UPT) 3,707

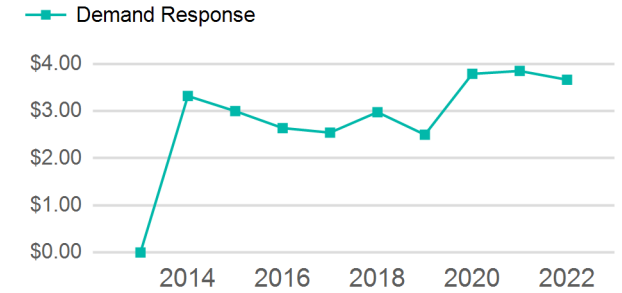
Assets

Revenue Vehicles 5
Service Vehicles 0
Facilities 1

Service Supplied

Annual Vehicle Revenue Miles (VRM) 72,097
Annual Vehicle Revenue Hours (VRH) 2,387
Vehicles Operated in Maximum Service (VOMS) 7

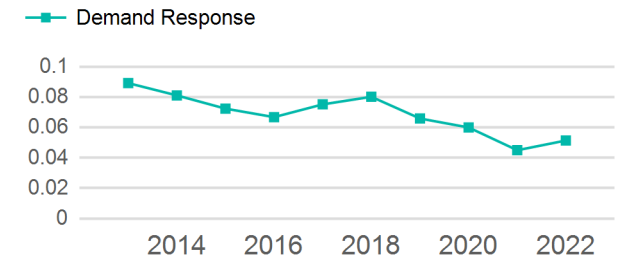
Operating Expenses per Vehicle Revenue Mile



Modal Characteristics

Mode	Annual Unlinked Passenger Trips	Directly Operated VOMS	Purchased Transportation VOMS	Annual Vehicle Revenue Miles	Annual Vehicle Revenue Hours
Demand Response	3,707	7	0	72,097	2,387
Total	3,707	7	0	72,097	2,387

Unlinked Passenger Trip per Vehicle Revenue Mile



Metrics

Service Efficiency

Service Effectiveness

Mode	OE per VRM	OE per VRH	UPT per VRM	UPT per VRH	OE per UPT
Demand Response	\$3.66	\$110.64	0.1	1.6	\$71.24
Total	\$3.66	\$110.64	0.1	1.6	\$71.24

2022 Annual Agency Profile - St Mary Community Action Committee Assoc (NTD ID 60199)

2022 Funding Breakdown

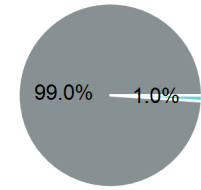
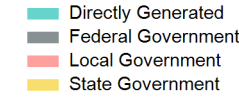
Summary of Operating Expenses (OE)

Mode	Operating Expenses	Fare Revenues
Demand Response	\$264,099	\$2,761
Total	\$264,099	\$2,761

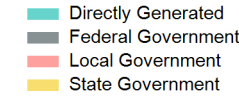
Sources of Operating Funds Expended

Directly Generated	\$2,761
Federal Government	\$261,338
Local Government	\$0
State Government	\$0
Total Operating Funds Expended	\$264,099

Operating Funding Sources



Capital Funding Sources



Sources of Capital Funds Expended

Directly Generated	\$0
Federal Government	\$0
Local Government	\$0
State Government	\$0
Total Capital Funds Expended	\$0

2022 Asset Management

Transit Asset Management (TAM) Tier Tier II **TAM Sponsor NTD ID** 6R02

Metrics

2022 Performance Measure - Asset - 2023 Target (% not in State of Good Repair)

Facility - Administrative / Maintenance Facilities - 0%
 Rolling Stock - CU - Cutaway - 23%
 Rolling Stock - MV - Minivan - 59%
 Rolling Stock - SV - Sports Utility Vehicle - 0%
 Rolling Stock - VN - Van - 90%

Mode	Average Fleet Age in Years
Demand Response	9.3