

# 2022 Annual Agency Profile - Livingston Council on Aging (NTD ID 60200)

**Mailing Address:** 949 Government Dr.  
Denham Springs, LA 70726

**Website:** <http://www.livingstoncouncilonaging.net/>

## Service Consumed

Annual Unlinked Trips (UPT) 17,619

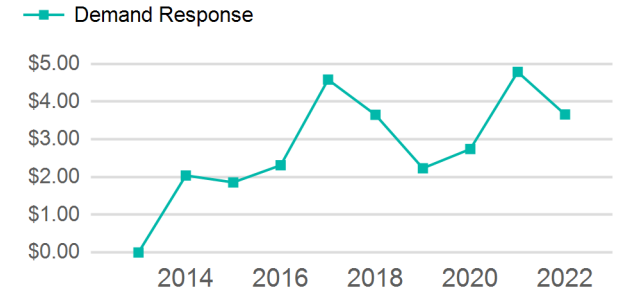
## Assets

Revenue Vehicles 13  
Service Vehicles 0  
Facilities 0

## Service Supplied

Annual Vehicle Revenue Miles (VRM) 132,869  
Annual Vehicle Revenue Hours (VRH) 6,522  
Vehicles Operated in Maximum Service (VOMS) 13

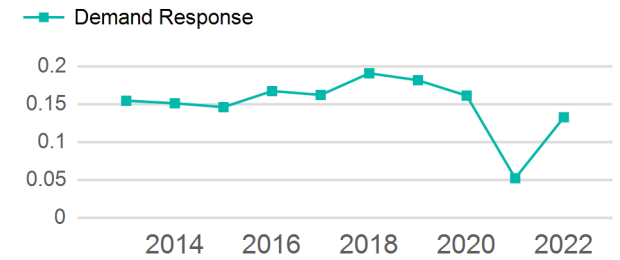
## Operating Expenses per Vehicle Revenue Mile



## Modal Characteristics

Mode	Annual Unlinked Passenger Trips	Directly Operated VOMS	Purchased Transportation VOMS	Annual Vehicle Revenue Miles	Annual Vehicle Revenue Hours
Demand Response	17,619	13	0	132,869	6,522
<b>Total</b>	<b>17,619</b>	<b>13</b>	<b>0</b>	<b>132,869</b>	<b>6,522</b>

## Unlinked Passenger Trip per Vehicle Revenue Mile



Mode	Service Efficiency		Service Effectiveness		
	OE per VRM	OE per VRH	UPT per VRM	UPT per VRH	OE per UPT
Demand Response	\$3.66	\$74.51	0.1	2.7	\$27.58
<b>Total</b>	<b>\$3.66</b>	<b>\$74.51</b>	<b>0.1</b>	<b>2.7</b>	<b>\$27.58</b>

# 2022 Annual Agency Profile - Livingston Council on Aging (NTD ID 60200)

## 2022 Funding Breakdown

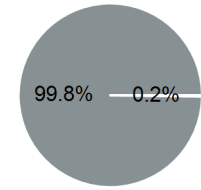
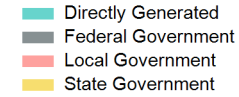
### Summary of Operating Expenses (OE)

Mode	Operating Expenses	Fare Revenues
Demand Response	\$485,979	\$979
<b>Total</b>	<b>\$485,979</b>	<b>\$979</b>

### Sources of Operating Funds Expended

Directly Generated	\$979
Federal Government	\$485,000
Local Government	\$0
State Government	\$0
<b>Total Operating Funds Expended</b>	<b>\$485,979</b>

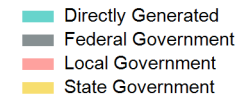
### Operating Funding Sources



### Capital Funding Sources

### Sources of Capital Funds Expended

Directly Generated	\$0
Federal Government	\$0
Local Government	\$0
State Government	\$0
<b>Total Capital Funds Expended</b>	<b>\$0</b>



## 2022 Asset Management

<b>Transit Asset Management (TAM) Tier</b>	Tier II	<b>TAM Sponsor NTD ID</b>	6R02
--	---------	---------------------------	------

### Metrics

### 2022 Performance Measure - Asset - 2023 Target (% not in State of Good Repair)

Facility - Administrative / Maintenance Facilities - 0%
Rolling Stock - CU - Cutaway - 23%
Rolling Stock - MV - Minivan - 59%
Rolling Stock - SV - Sports Utility Vehicle - 0%
Rolling Stock - VN - Van - 90%

Mode	Average Fleet Age in Years
Demand Response	4.2