

2022 Annual Agency Profile - Caldwell Parish Council on Aging (NTD ID 60209)

Mailing Address: 201 MAIN ST STE 5
COLUMBIA, LA 71418-6705

Website: <http://www.caldwellcoa.org/services.html>

Service Consumed

Annual Unlinked Trips (UPT) 4,074

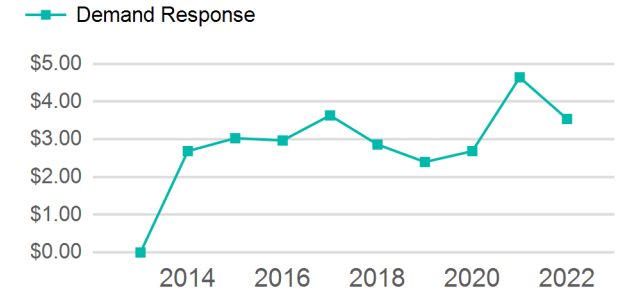
Assets

Revenue Vehicles 4
Service Vehicles 0
Facilities 0

Service Supplied

Annual Vehicle Revenue Miles (VRM) 39,721
Annual Vehicle Revenue Hours (VRH) 1,400
Vehicles Operated in Maximum Service (VOMS) 4

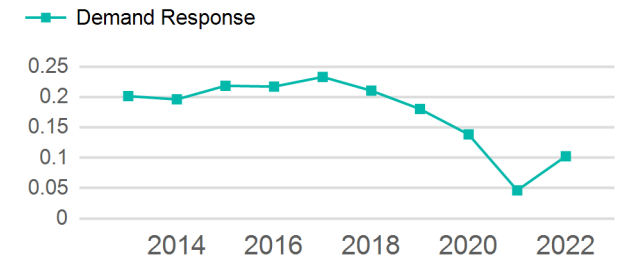
Operating Expenses per Vehicle Revenue Mile



Modal Characteristics

Mode	Annual Unlinked Passenger Trips	Directly Operated VOMS	Purchased Transportation VOMS	Annual Vehicle Revenue Miles	Annual Vehicle Revenue Hours
Demand Response	4,074	4	0	39,721	1,400
Total	4,074	4	0	39,721	1,400

Unlinked Passenger Trip per Vehicle Revenue Mile



Mode	Service Efficiency		Service Effectiveness		
	OE per VRM	OE per VRH	UPT per VRM	UPT per VRH	OE per UPT
Demand Response	\$3.54	\$100.44	0.1	2.9	\$34.52
Total	\$3.54	\$100.44	0.1	2.9	\$34.52

2022 Annual Agency Profile - Caldwell Parish Council on Aging (NTD ID 60209)

2022 Funding Breakdown

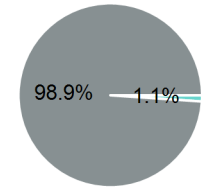
Summary of Operating Expenses (OE)

Mode	Operating Expenses	Fare Revenues
Demand Response	\$140,620	\$1,515
Total	\$140,620	\$1,515

Sources of Operating Funds Expended

Directly Generated	\$1,515
Federal Government	\$139,105
Local Government	\$0
State Government	\$0
Total Operating Funds Expended	\$140,620

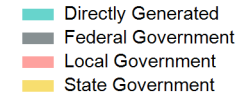
Operating Funding Sources



Capital Funding Sources

Sources of Capital Funds Expended

Directly Generated	\$0
Federal Government	\$0
Local Government	\$0
State Government	\$0
Total Capital Funds Expended	\$0



2022 Asset Management

Transit Asset Management (TAM) Tier Tier II **TAM Sponsor NTD ID** 6R02

Metrics

2022 Performance Measure - Asset - 2023 Target (% not in State of Good Repair)

Facility - Administrative / Maintenance Facilities - 0%
 Rolling Stock - CU - Cutaway - 23%
 Rolling Stock - MV - Minivan - 59%
 Rolling Stock - SV - Sports Utility Vehicle - 0%
 Rolling Stock - VN - Van - 90%

Mode	Average Fleet Age in Years
Demand Response	4.3