

2022 Annual Agency Profile - St. James Dept of Human Resource (NTD ID 60222)

Mailing Address: 5800 LOUISIANA HWY 44
CONVENT, LA 70723

Website: <https://www.stjamesla.com/220/transportation>

Service Consumed

Annual Unlinked Trips (UPT) 26,050

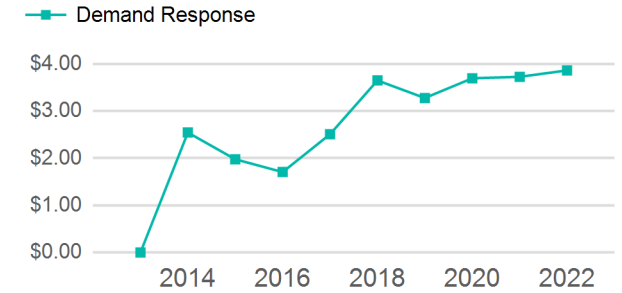
Service Supplied

Annual Vehicle Revenue Miles (VRM) 272,590

Annual Vehicle Revenue Hours (VRH) 18,630

Vehicles Operated in Maximum Service (VOMS) 14

Operating Expenses per Vehicle Revenue Mile



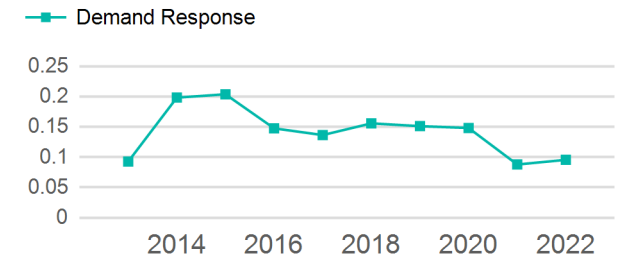
Assets

Revenue Vehicles	14
Service Vehicles	0
Facilities	1

Modal Characteristics

Mode	Annual Unlinked Passenger Trips	Directly Operated VOMS	Purchased Transportation VOMS	Annual Vehicle Revenue Miles	Annual Vehicle Revenue Hours
Demand Response	26,050	14	0	272,590	18,630
Total	26,050	14	0	272,590	18,630

Unlinked Passenger Trip per Vehicle Revenue Mile



Mode	Service Efficiency		Service Effectiveness		
	OE per VRM	OE per VRH	UPT per VRM	UPT per VRH	OE per UPT
Demand Response	\$3.86	\$56.51	0.1	1.4	\$40.41
Total	\$3.86	\$56.51	0.1	1.4	\$40.41

2022 Annual Agency Profile - St. James Dept of Human Resource (NTD ID 60222)

2022 Funding Breakdown

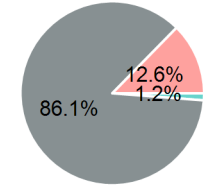
Summary of Operating Expenses (OE)

Mode	Operating Expenses	Fare Revenues
Demand Response	\$1,052,709	\$12,922
Total	\$1,052,709	\$12,922

Sources of Operating Funds Expended

Directly Generated	\$12,922
Federal Government	\$906,640
Local Government	\$133,147
State Government	\$0
Total Operating Funds Expended	\$1,052,709

Operating Funding Sources



Capital Funding Sources

Sources of Capital Funds Expended

Directly Generated	\$0
Federal Government	\$0
Local Government	\$0
State Government	\$0
Total Capital Funds Expended	\$0



2022 Asset Management

Transit Asset Management (TAM) Tier: Tier II TAM Sponsor NTD ID: 6R02

Metrics

2022 Performance Measure - Asset - 2023 Target (% not in State of Good Repair)

Facility - Administrative / Maintenance Facilities - 0%
 Rolling Stock - CU - Cutaway - 23%
 Rolling Stock - MV - Minivan - 59%
 Rolling Stock - SV - Sports Utility Vehicle - 0%
 Rolling Stock - VN - Van - 90%

Mode	Average Fleet Age in Years
Demand Response	5.1