

2022 Annual Agency Profile - Town of Red River (NTD ID 60237)

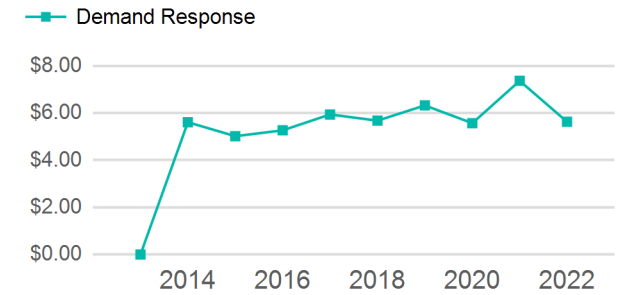
Mailing Address: 100 E MAIN ST
RED RIVER, NM 87558

Website: <http://www.redriver.org>

Service Consumed

Annual Unlinked Trips (UPT) 45,137

Operating Expenses per Vehicle Revenue Mile



Assets

Revenue Vehicles 4
Service Vehicles 0
Facilities 0

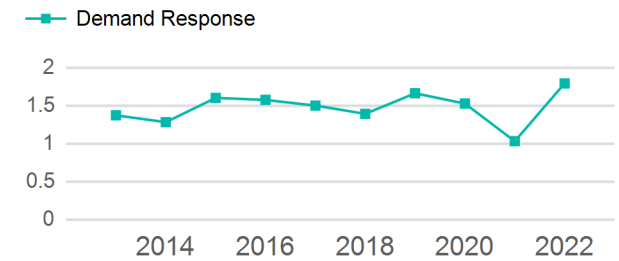
Service Supplied

Annual Vehicle Revenue Miles (VRM) 25,170
Annual Vehicle Revenue Hours (VRH) 3,843
Vehicles Operated in Maximum Service (VOMS) 2

Modal Characteristics

Mode	Annual Unlinked Passenger Trips	Directly Operated VOMS	Purchased Transportation VOMS	Annual Vehicle Revenue Miles	Annual Vehicle Revenue Hours
Demand Response	45,137	2	0	25,170	3,843
Total	45,137	2	0	25,170	3,843

Unlinked Passenger Trip per Vehicle Revenue Mile



Metrics

Service Efficiency

Service Effectiveness

Mode	OE per VRM	OE per VRH	UPT per VRM	UPT per VRH	OE per UPT
Demand Response	\$5.63	\$36.85	1.8	11.7	\$3.14
Total	\$5.63	\$36.85	1.8	11.7	\$3.14

2022 Annual Agency Profile - Town of Red River (NTD ID 60237)

2022 Funding Breakdown

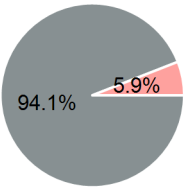
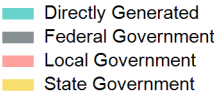
Summary of Operating Expenses (OE)

Sources of Operating Funds Expended

Operating Funding Sources

Mode	Operating Expenses	Fare Revenues
Demand Response	\$141,633	\$0
Total	\$141,633	\$0

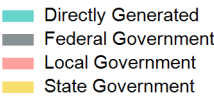
Directly Generated	\$0
Federal Government	\$133,241
Local Government	\$8,392
State Government	\$0
Total Operating Funds Expended	\$141,633



Capital Funding Sources

Sources of Capital Funds Expended

Directly Generated	\$0
Federal Government	\$0
Local Government	\$0
State Government	\$0
Total Capital Funds Expended	\$0



2022 Asset Management

Transit Asset Management (TAM) Tier	Tier II	TAM Sponsor NTD ID	6R03
-------------------------------------	---------	--------------------	------

Metrics

2022 Performance Measure - Asset - 2023 Target
(% not in State of Good Repair)

Mode	Average Fleet Age in Years
Demand Response	10.8

- Equipment - Automobiles - 20%
- Equipment - Trucks and other Rubber Tire Vehicles - 20%
- Facility - Administrative / Maintenance Facilities - 20%
- Facility - Passenger / Parking Facilities - 20%
- Rolling Stock - BU - Bus - 20%
- Rolling Stock - CU - Cutaway - 20%
- Rolling Stock - MV - Minivan - 20%
- Rolling Stock - VN - Van - 50%