

2022 Annual Agency Profile - Colorado Valley Transit District (NTD ID 60238)

Mailing Address: 108 CARDINAL LN
COLUMBUS, TX 78934-2000

Website: <http://www.gotransit.org>

Service Consumed

Annual Unlinked Trips (UPT) 98,709

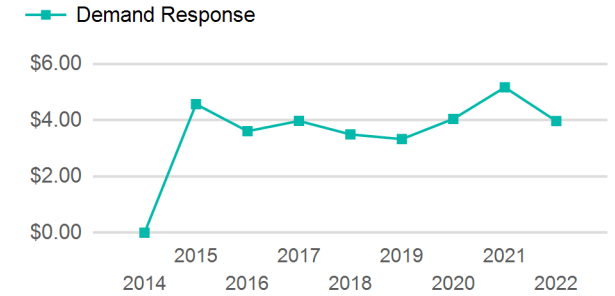
Assets

Revenue Vehicles 43
Service Vehicles 0
Facilities 2

Service Supplied

Annual Vehicle Revenue Miles (VRM) 598,130
Annual Vehicle Revenue Hours (VRH) 43,192
Vehicles Operated in Maximum Service (VOMS) 28

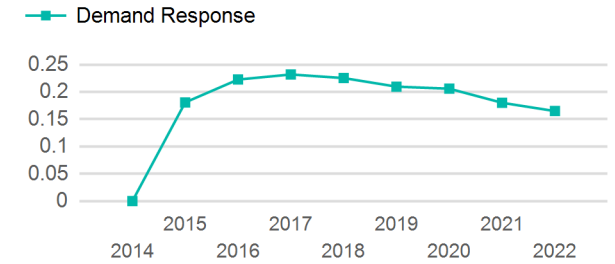
Operating Expenses per Vehicle Revenue Mile



Modal Characteristics

Mode	Annual Unlinked Passenger Trips	Directly Operated VOMS	Purchased Transportation VOMS	Annual Vehicle Revenue Miles	Annual Vehicle Revenue Hours
Demand Response	98,709	28	0	598,130	43,192
Total	98,709	28	0	598,130	43,192

Unlinked Passenger Trip per Vehicle Revenue Mile



Mode	Service Efficiency		Service Effectiveness		
	OE per VRM	OE per VRH	UPT per VRM	UPT per VRH	OE per UPT
Demand Response	\$3.97	\$54.94	0.2	2.3	\$24.04
Total	\$3.97	\$54.94	0.2	2.3	\$24.04

2022 Annual Agency Profile - Colorado Valley Transit District (NTD ID 60238)

2022 Funding Breakdown

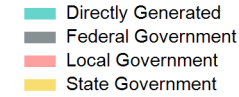
Summary of Operating Expenses (OE)

Mode	Operating Expenses	Fare Revenues
Demand Response	\$2,373,162	\$39,264
Total	\$2,373,162	\$39,264

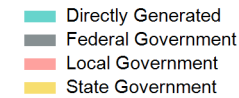
Sources of Operating Funds Expended

Directly Generated	\$39,264
Federal Government	\$1,449,460
Local Government	\$2,250
State Government	\$882,188
Total Operating Funds Expended	\$2,373,162

Operating Funding Sources



Capital Funding Sources



Sources of Capital Funds Expended

Directly Generated	\$0
Federal Government	\$0
Local Government	\$0
State Government	\$0
Total Capital Funds Expended	\$0

2022 Asset Management

Transit Asset Management (TAM) Tier	Tier II	TAM Sponsor NTD ID	6R05
--	---------	---------------------------	------

Metrics

2022 Performance Measure - Asset - 2023 Target (% not in State of Good Repair)

Equipment - Automobiles - 15%
Equipment - Trucks and other Rubber Tire Vehicles - 15%
Facility - Administrative / Maintenance Facilities - 15%
Facility - Passenger / Parking Facilities - 15%
Rolling Stock - AO - Automobile - 15%
Rolling Stock - BU - Bus - 15%
Rolling Stock - CU - Cutaway - 15%
Rolling Stock - MV - Minivan - 15%
Rolling Stock - SB - School Bus - 15%
Rolling Stock - SV - Sports Utility Vehicle - 15%
Rolling Stock - VN - Van - 15%

Mode	Average Fleet Age in Years
Demand Response	6.4