

2022 Annual Agency Profile - Golden Spread Rural Frontier Coalition (NTD ID 60244)

Mailing Address: 113 WALNUT ST
CLAYTON, NM 88415-3049

Website:

Service Consumed

Annual Unlinked Trips (UPT) 11,545

Service Supplied

Annual Vehicle Revenue Miles (VRM) 161,480

Annual Vehicle Revenue Hours (VRH) 8,780

Vehicles Operated in Maximum Service (VOMS) 8

Assets

Revenue Vehicles 9

Service Vehicles 0

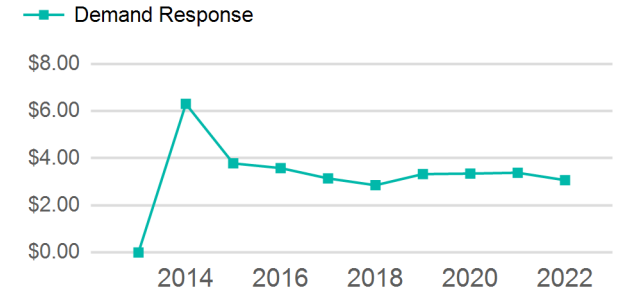
Facilities 0

Modal Characteristics

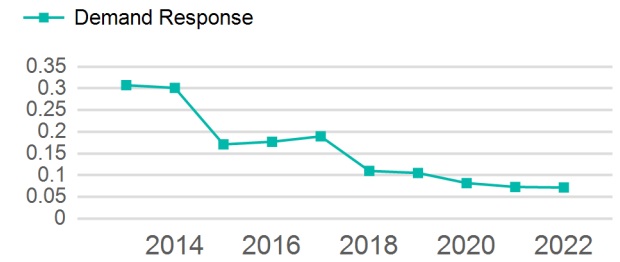
Mode	Annual Unlinked Passenger Trips	Directly Operated VOMS	Purchased Transportation VOMS	Annual Vehicle Revenue Miles	Annual Vehicle Revenue Hours
Demand Response	11,545	8	0	161,480	8,780
Total	11,545	8	0	161,480	8,780

Mode	Service Efficiency		Service Effectiveness		
	OE per VRM	OE per VRH	UPT per VRM	UPT per VRH	OE per UPT
Demand Response	\$3.07	\$56.40	0.1	1.3	\$42.89
Total	\$3.07	\$56.40	0.1	1.3	\$42.89

Operating Expenses per Vehicle Revenue Mile



Unlinked Passenger Trip per Vehicle Revenue Mile



2022 Annual Agency Profile - Golden Spread Rural Frontier Coalition (NTD ID 60244)

2022 Funding Breakdown

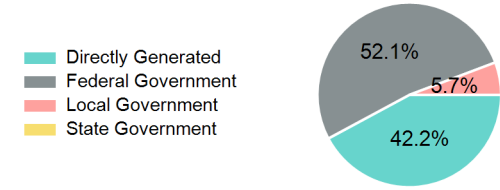
Summary of Operating Expenses (OE)

Mode	Operating Expenses	Fare Revenues
Demand Response	\$495,216	\$208,846
Total	\$495,216	\$208,846

Sources of Operating Funds Expended

Directly Generated	\$208,846
Federal Government	\$258,081
Local Government	\$28,289
State Government	\$0
Total Operating Funds Expended	\$495,216

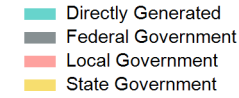
Operating Funding Sources



Capital Funding Sources

Sources of Capital Funds Expended

Directly Generated	\$0
Federal Government	\$0
Local Government	\$0
State Government	\$0
Total Capital Funds Expended	\$0



2022 Asset Management

Transit Asset Management (TAM) Tier	Tier II	TAM Sponsor NTD ID	6R03
--	---------	---------------------------	------

Metrics

2022 Performance Measure - Asset - 2023 Target (% not in State of Good Repair)

Equipment - Automobiles - 20%
Equipment - Trucks and other Rubber Tire Vehicles - 20%
Facility - Administrative / Maintenance Facilities - 20%
Facility - Passenger / Parking Facilities - 20%
Rolling Stock - BU - Bus - 20%
Rolling Stock - CU - Cutaway - 20%
Rolling Stock - MV - Minivan - 20%
Rolling Stock - VN - Van - 50%

Mode	Average Fleet Age in Years
Demand Response	6.4