

2022 Annual Agency Profile - Jicarilla Apache Nation (NTD ID 60272)

Mailing Address: 25 HAWKS DR
DULCE, NM 87528-5024

Website:

Geographic Coverage

Primary Urbanized/Rural Area

Other Areas Served:

Assets

Revenue Vehicles 0
Service Vehicles 0
Facilities 0

Service Consumed

Annual Unlinked Trips (UPT) 0

Service Supplied

Annual Vehicle Revenue Miles (VRM) 0
Annual Vehicle Revenue Hours (VRH) 0
Vehicles Operated in Maximum Service (VOMS) 0

Modal Characteristics

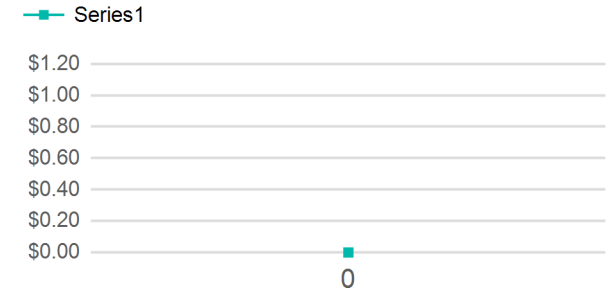
| Mode | Annual Unlinked Passenger Trips | Directly Operated VOMS | Purchased Transportation VOMS | Annual Vehicle Revenue Miles | Annual Vehicle Revenue Hours |
|-------|---------------------------------|------------------------|-------------------------------|------------------------------|------------------------------|
| Total | 0 | 0 | 0 | 0 | 0 |

Service Efficiency

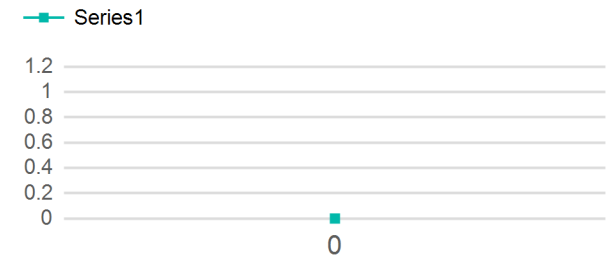
Service Effectiveness

| Mode | OE per VRM | OE per VRH | UPT per VRM | UPT per VRH | OE per UPT |
|-------|------------|------------|-------------|-------------|------------|
| Total | #Error | #Error | #Error | #Error | #Error |

Operating Expenses per Vehicle Revenue Mile



Unlinked Passenger Trip per Vehicle Revenue Mile



2022 Annual Agency Profile - Jicarilla Apache Nation (NTD ID 60272)

2022 Funding Breakdown

Summary of Operating Expenses (OE)

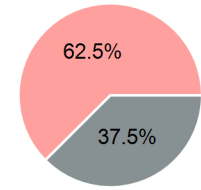
| Mode | Operating Expenses | Fare Revenues |
|-------|--------------------|---------------|
| Total | \$0 | \$0 |
| | \$0 | \$0 |

Sources of Operating Funds Expended

| | |
|---------------------------------------|------------------|
| Directly Generated | \$0 |
| Federal Government | \$39,607 |
| Local Government | \$65,900 |
| State Government | \$0 |
| Total Operating Funds Expended | \$105,507 |

Operating Funding Sources

- Directly Generated
- Federal Government
- Local Government
- State Government



Capital Funding Sources

- Directly Generated
- Federal Government
- Local Government
- State Government

Sources of Capital Funds Expended

| | |
|-------------------------------------|------------|
| Directly Generated | \$0 |
| Federal Government | \$0 |
| Local Government | \$0 |
| State Government | \$0 |
| Total Capital Funds Expended | \$0 |

2022 Asset Management

Transit Asset Management (TAM) Tier Tier II

TAM Sponsor NTD ID

Metrics

2022 Performance Measure - Asset - 2023 Target
(% not in State of Good Repair)

| Mode | Average Fleet Age in Years |
|------|----------------------------|
| | 0.0 |