

# 2022 Annual Agency Profile - Pueblo of Laguna dba Shaa'srk'a Transit Program (NTD ID 60620)

Mailing Address: 22 CAPITAL RD  
LAGUNA, NM 87026-0194

Website: <http://www.lagunapueblo-nsn.gov>

## Geographic Coverage

Primary Urbanized/Rural Area: New Mexico Non-UZA

Other Areas Served:

## Assets

Revenue Vehicles: 6  
Service Vehicles: 0  
Facilities: 1

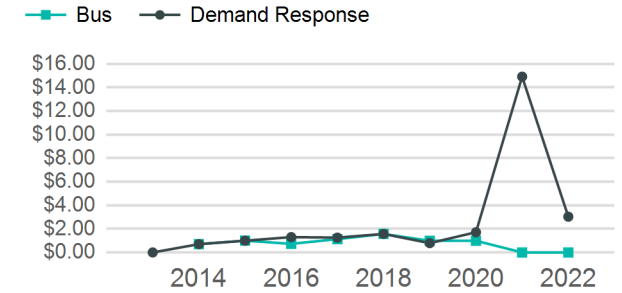
## Service Consumed

Annual Unlinked Trips (UPT): 2,457

## Service Supplied

Annual Vehicle Revenue Miles (VRM): 44,762  
Annual Vehicle Revenue Hours (VRH): 2,515  
Vehicles Operated in Maximum Service (VOMS): 4

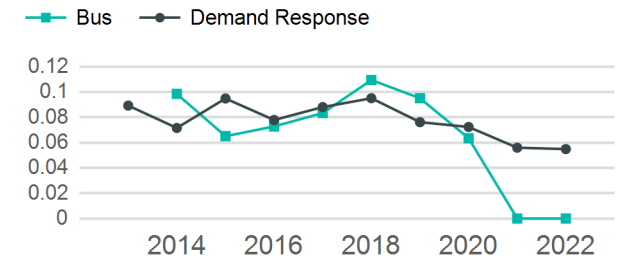
## Operating Expenses per Vehicle Revenue Mile



## Modal Characteristics

Mode	Annual Unlinked Passenger Trips	Directly Operated VOMS	Purchased Transportation VOMS	Annual Vehicle Revenue Miles	Annual Vehicle Revenue Hours
Demand Response	2,457	4	0	44,762	2,515
Bus	0	0	0	0	0
<b>Total</b>	<b>2,457</b>	<b>4</b>	<b>0</b>	<b>44,762</b>	<b>2,515</b>

## Unlinked Passenger Trip per Vehicle Revenue Mile



Mode	Service Efficiency		Service Effectiveness		
	OE per VRM	OE per VRH	UPT per VRM	UPT per VRH	OE per UPT
Demand Response	\$6.07	\$108.02	0.1	1.0	\$110.57
Bus	\$0.00	\$0.00	0.0	0.0	\$0.00
<b>Total</b>	<b>\$6.07</b>	<b>\$108.02</b>	<b>0.1</b>	<b>1.0</b>	<b>\$110.57</b>

# 2022 Annual Agency Profile - Pueblo of Laguna dba Shaa'srk'a Transit Program (NTD ID 60620)

## 2022 Funding Breakdown

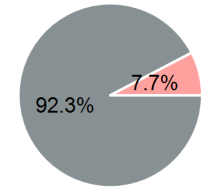
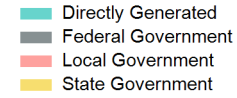
### Summary of Operating Expenses (OE)

Mode	Operating Expenses	Fare Revenues
Demand Response	\$271,664	\$0
Bus	\$0	\$0
<b>Total</b>	<b>\$271,664</b>	<b>\$0</b>

### Sources of Operating Funds Expended

Directly Generated	\$0
Federal Government	\$250,844
Local Government	\$20,820
State Government	\$0
<b>Total Operating Funds Expended</b>	<b>\$271,664</b>

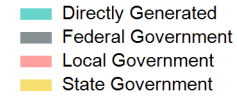
### Operating Funding Sources



### Capital Funding Sources

### Sources of Capital Funds Expended

Directly Generated	\$0
Federal Government	\$0
Local Government	\$0
State Government	\$0
<b>Total Capital Funds Expended</b>	<b>\$0</b>



## 2022 Asset Management

Transit Asset Management (TAM) Tier: Tier II TAM Sponsor NTD ID: 6R03

### Metrics

2022 Performance Measure - Asset - 2023 Target (% not in State of Good Repair)

Mode	Average Fleet Age in Years
Demand Response	7.8
Bus	7.5