

2022 Annual Agency Profile - Cherokee Nation (NTD ID 66140)

Mailing Address: 17675 S MUSKOGEE AVE
TAHLEQUAH, OK 74464-5492

Website: <http://www.cherokee.org/transit>

Geographic Coverage

Primary Urbanized/Rural Area

Other Areas Served:

Assets

Revenue Vehicles	21
Service Vehicles	0
Facilities	0

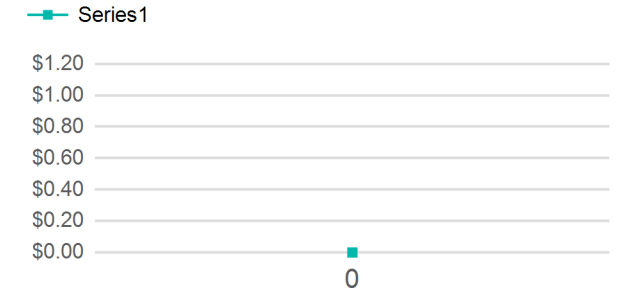
Service Consumed

Annual Unlinked Trips (UPT) 0

Service Supplied

Annual Vehicle Revenue Miles (VRM)	0
Annual Vehicle Revenue Hours (VRH)	0
Vehicles Operated in Maximum Service (VOMS)	0

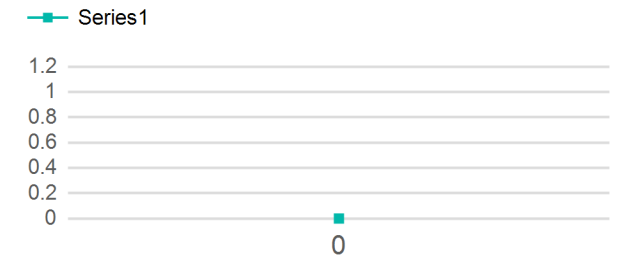
Operating Expenses per Vehicle Revenue Mile



Modal Characteristics

Mode	Annual Unlinked Passenger Trips	Directly Operated VOMS	Purchased Transportation VOMS	Annual Vehicle Revenue Miles	Annual Vehicle Revenue Hours
Total	0	0	0	0	0

Unlinked Passenger Trip per Vehicle Revenue Mile



Service Efficiency

Service Effectiveness

Mode	OE per VRM	OE per VRH	UPT per VRM	UPT per VRH	OE per UPT
Total	#Error	#Error	#Error	#Error	#Error

2022 Annual Agency Profile - Cherokee Nation (NTD ID 66140)

2022 Funding Breakdown

Summary of Operating Expenses (OE)

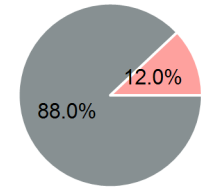
Mode	Operating Expenses	Fare Revenues
Total	\$0	\$0
	\$0	\$0

Sources of Operating Funds Expended

Directly Generated	\$0
Federal Government	\$905,889
Local Government	\$123,543
State Government	\$0
Total Operating Funds Expended	\$1,029,432

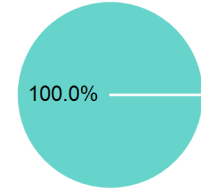
Operating Funding Sources

■ Directly Generated
■ Federal Government
■ Local Government
■ State Government



Capital Funding Sources

■ Directly Generated
■ Federal Government
■ Local Government
■ State Government



Sources of Capital Funds Expended

Directly Generated	\$57,041
Federal Government	\$0
Local Government	\$0
State Government	\$0
Total Capital Funds Expended	\$57,041

2022 Asset Management

Transit Asset Management (TAM) Tier Tier II

TAM Sponsor NTD ID

Metrics

2022 Performance Measure - Asset - 2023 Target
(% not in State of Good Repair)

Mode

Average Fleet Age in Years

Rolling Stock - VN - Van - 0%

0.0