

2022 Annual Agency Profile - United Keetoowah Band of Cherokee Indians in Oklahoma (NTD ID 66176)

Mailing Address: 18263 W KEETOOWAH CIR
TAHLEQUAH, OK 74464-3492

Website: <https://www.ukb-nsn.gov/>

Geographic Coverage

Primary Urbanized/Rural Area Oklahoma Non-UZA
Other Areas Served:

Assets

Revenue Vehicles 7
Service Vehicles 2
Facilities 2

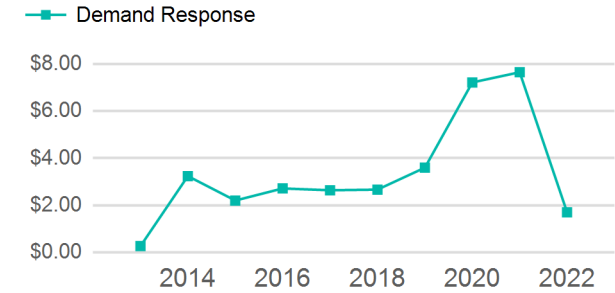
Service Consumed

Annual Unlinked Trips (UPT) 6,650

Service Supplied

Annual Vehicle Revenue Miles (VRM) 47,703
Annual Vehicle Revenue Hours (VRH) 3,208
Vehicles Operated in Maximum Service (VOMS) 4

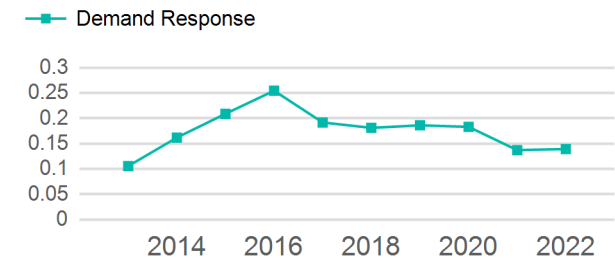
Operating Expenses per Vehicle Revenue Mile



Modal Characteristics

Mode	Annual Unlinked Passenger Trips	Directly Operated VOMS	Purchased Transportation VOMS	Annual Vehicle Revenue Miles	Annual Vehicle Revenue Hours
Demand Response	6,650	4	0	47,703	3,208
Total	6,650	4	0	47,703	3,208

Unlinked Passenger Trip per Vehicle Revenue Mile



Metrics

Service Efficiency

Service Effectiveness

Mode	OE per VRM	OE per VRH	UPT per VRM	UPT per VRH	OE per UPT
Demand Response	\$3.40	\$50.60	0.1	2.1	\$24.41
Total	\$3.40	\$50.60	0.1	2.1	\$24.41

2022 Annual Agency Profile - United Keetoowah Band of Cherokee Indians in Oklahoma (NTD ID 66176)

2022 Funding Breakdown

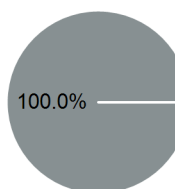
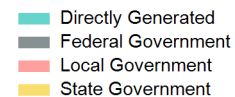
Summary of Operating Expenses (OE)

Mode	Operating Expenses	Fare Revenues
Demand Response	\$162,332	\$0
Total	\$162,332	\$0

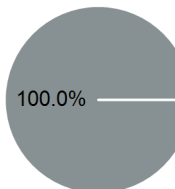
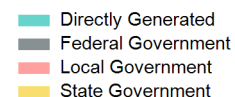
Sources of Operating Funds Expended

Directly Generated	\$0
Federal Government	\$162,332
Local Government	\$0
State Government	\$0
Total Operating Funds Expended	\$162,332

Operating Funding Sources



Capital Funding Sources



Sources of Capital Funds Expended

Directly Generated	\$0
Federal Government	\$279,473
Local Government	\$0
State Government	\$0
Total Capital Funds Expended	\$279,473

2022 Asset Management

Transit Asset Management (TAM) Tier Tier II

TAM Sponsor NTD ID

Metrics

2022 Performance Measure - Asset - 2023 Target (% not in State of Good Repair)

Equipment - Trucks and other Rubber Tire Vehicles - 0%
 Facility - Administrative / Maintenance Facilities - 0%
 Rolling Stock - MV - Minivan - 20%
 Rolling Stock - VN - Van - 0%

Mode	Average Fleet Age in Years
Demand Response	3.3