

# 2022 Annual Agency Profile - Tesuque Pueblo (NTD ID 66206)

Mailing Address: 20 TP828  
SANTA FE, NM 87506-5512

Website: <http://www.pueblooftesuque.org/>

## Geographic Coverage

Primary Urbanized/Rural Area

Other Areas Served:

## Assets

Revenue Vehicles	0
Service Vehicles	0
Facilities	0

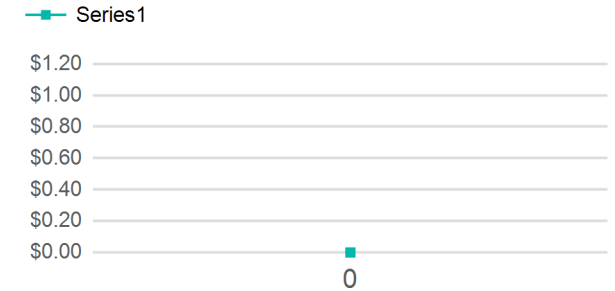
## Service Consumed

Annual Unlinked Trips (UPT) 0

## Service Supplied

Annual Vehicle Revenue Miles (VRM)	0
Annual Vehicle Revenue Hours (VRH)	0
Vehicles Operated in Maximum Service (VOMS)	0

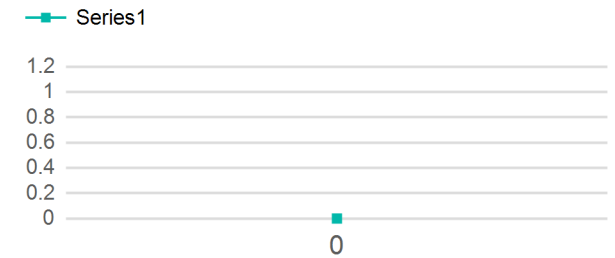
## Operating Expenses per Vehicle Revenue Mile



## Modal Characteristics

Mode	Annual Unlinked Passenger Trips	Directly Operated VOMS	Purchased Transportation VOMS	Annual Vehicle Revenue Miles	Annual Vehicle Revenue Hours
Total	0	0	0	0	0

## Unlinked Passenger Trip per Vehicle Revenue Mile



## Metrics

### Service Efficiency

### Service Effectiveness

Mode	OE per VRM	OE per VRH	UPT per VRM	UPT per VRH	OE per UPT
Total	#Error	#Error	#Error	#Error	#Error

# 2022 Annual Agency Profile - Tesuque Pueblo (NTD ID 66206)

## 2022 Funding Breakdown

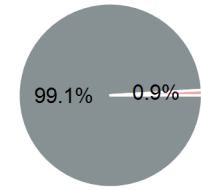
### Summary of Operating Expenses (OE)

Mode	Operating Expenses	Fare Revenues
Total	\$0	\$0
	<b>\$0</b>	<b>\$0</b>

### Sources of Operating Funds Expended

Directly Generated	\$0
Federal Government	\$41,330
Local Government	\$385
State Government	\$0
<b>Total Operating Funds Expended</b>	<b>\$41,715</b>

### Operating Funding Sources



### Capital Funding Sources



### Sources of Capital Funds Expended

Directly Generated	\$0
Federal Government	\$0
Local Government	\$0
State Government	\$0
<b>Total Capital Funds Expended</b>	<b>\$0</b>

## 2022 Asset Management

Transit Asset Management (TAM) Tier Tier II

TAM Sponsor NTD ID

### Metrics

2022 Performance Measure - Asset - 2023 Target  
(% not in State of Good Repair)

Mode	Average Fleet Age in Years
	0.0