

# 2022 Annual Agency Profile - Zuni Pueblo (NTD ID 66242)

**Mailing Address:** 1203 B STATE HWY 53  
ZUNI, NM 87327

**Website:** <http://www.ashiwi.org/>

## Geographic Coverage

**Primary Urbanized/Rural Area** New Mexico Non-UZA

**Other Areas Served:**

New Mexico Non-UZA

## Assets

**Revenue Vehicles** 5  
**Service Vehicles** 0  
**Facilities** 0

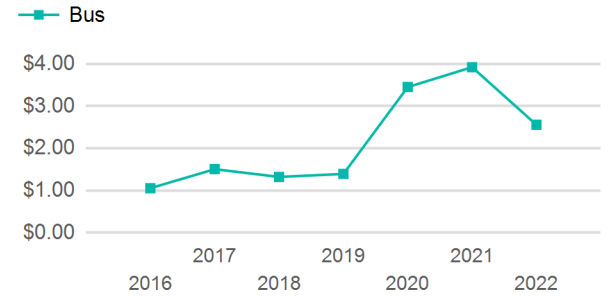
## Service Consumed

**Annual Unlinked Trips (UPT)** 10,367

## Service Supplied

**Annual Vehicle Revenue Miles (VRM)** 107,333  
**Annual Vehicle Revenue Hours (VRH)** 5,091  
**Vehicles Operated in Maximum Service (VOMS)** 5

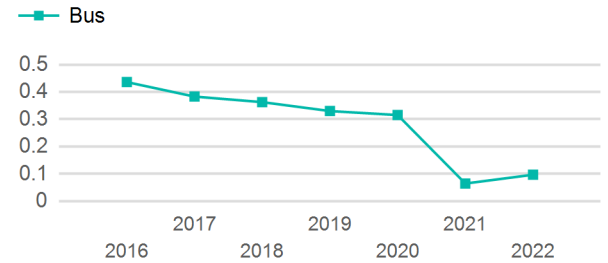
## Operating Expenses per Vehicle Revenue Mile



## Modal Characteristics

Mode	Annual Unlinked Passenger Trips	Directly Operated VOMS	Purchased Transportation VOMS	Annual Vehicle Revenue Miles	Annual Vehicle Revenue Hours
Bus	10,367	5	0	107,333	5,091
<b>Total</b>	<b>10,367</b>	<b>5</b>	<b>0</b>	<b>107,333</b>	<b>5,091</b>

## Unlinked Passenger Trip per Vehicle Revenue Mile



## Metrics

### Service Efficiency

### Service Effectiveness

Mode	OE per VRM	OE per VRH	UPT per VRM	UPT per VRH	OE per UPT
Bus	\$5.11	\$107.82	0.1	2.0	\$52.95
<b>Total</b>	<b>\$5.11</b>	<b>\$107.82</b>	<b>0.1</b>	<b>2.0</b>	<b>\$52.95</b>

# 2022 Annual Agency Profile - Zuni Pueblo (NTD ID 66242)

## 2022 Funding Breakdown

### Summary of Operating Expenses (OE)

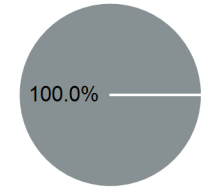
Mode	Operating Expenses	Fare Revenues
Bus	\$548,896	\$0
<b>Total</b>	<b>\$548,896</b>	<b>\$0</b>

### Sources of Operating Funds Expended

Directly Generated	\$0
Federal Government	\$548,896
Local Government	\$0
State Government	\$0
<b>Total Operating Funds Expended</b>	<b>\$548,896</b>

### Operating Funding Sources

- Directly Generated
- Federal Government
- Local Government
- State Government



### Capital Funding Sources

### Sources of Capital Funds Expended

Directly Generated	\$0
Federal Government	\$0
Local Government	\$0
State Government	\$0
<b>Total Capital Funds Expended</b>	<b>\$0</b>

- Directly Generated
- Federal Government
- Local Government
- State Government

## 2022 Asset Management

Transit Asset Management (TAM) Tier: Tier II      TAM Sponsor NTD ID: 6R03

### Metrics

2022 Performance Measure - Asset - 2023 Target (% not in State of Good Repair)

Mode	Average Fleet Age in Years
Bus	3.4