

2022 Annual Agency Profile - Calhoun County Senior Citizens (NTD ID 66277)

Mailing Address: 2104 W AUSTIN ST
PORT LAVACA, TX 77979-3611

Website: <http://www.calhounseniors.org/>

Service Consumed

Annual Unlinked Trips (UPT) 5,367

Service Supplied

Annual Vehicle Revenue Miles (VRM) 31,529

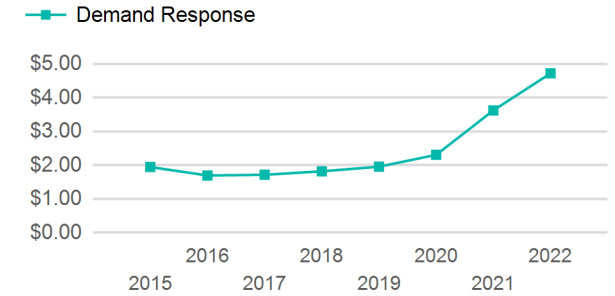
Annual Vehicle Revenue Hours (VRH) 3,236

Vehicles Operated in Maximum Service (VOMS) 4

Assets

Revenue Vehicles 4
Service Vehicles 0
Facilities 0

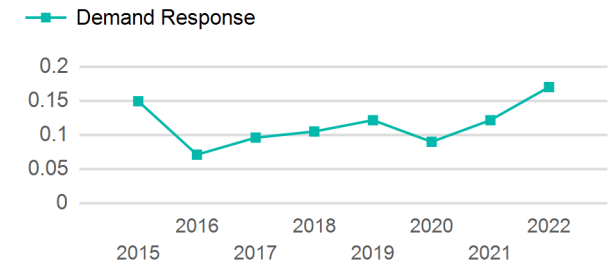
Operating Expenses per Vehicle Revenue Mile



Modal Characteristics

Mode	Annual Unlinked Passenger Trips	Directly Operated VOMS	Purchased Transportation VOMS	Annual Vehicle Revenue Miles	Annual Vehicle Revenue Hours
Demand Response	5,367	0	4	31,529	3,236
Total	5,367	0	4	31,529	3,236

Unlinked Passenger Trip per Vehicle Revenue Mile



Metrics

Service Efficiency

Service Effectiveness

Mode	OE per VRM	OE per VRH	UPT per VRM	UPT per VRH	OE per UPT
Demand Response	\$4.72	\$45.99	0.2	1.7	\$27.73
Total	\$4.72	\$45.99	0.2	1.7	\$27.73

2022 Annual Agency Profile - Calhoun County Senior Citizens (NTD ID 66277)

2022 Funding Breakdown

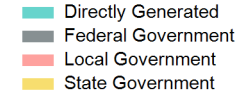
Summary of Operating Expenses (OE)

Mode	Operating Expenses	Fare Revenues
Demand Response	\$148,833	\$7,892
Total	\$148,833	\$7,892

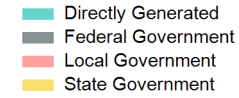
Sources of Operating Funds Expended

Directly Generated	\$7,892
Federal Government	\$140,941
Local Government	\$0
State Government	\$0
Total Operating Funds Expended	\$148,833

Operating Funding Sources



Capital Funding Sources



Sources of Capital Funds Expended

Directly Generated	\$0
Federal Government	\$0
Local Government	\$0
State Government	\$0
Total Capital Funds Expended	\$0

2022 Asset Management

Transit Asset Management (TAM) Tier	Tier II	TAM Sponsor NTD ID	6R05
--	---------	---------------------------	------

Metrics

2022 Performance Measure - Asset - 2023 Target (% not in State of Good Repair)

- Equipment - Automobiles - 15%
- Equipment - Trucks and other Rubber Tire Vehicles - 15%
- Facility - Administrative / Maintenance Facilities - 15%
- Facility - Passenger / Parking Facilities - 15%
- Rolling Stock - AO - Automobile - 15%
- Rolling Stock - BU - Bus - 15%
- Rolling Stock - CU - Cutaway - 15%
- Rolling Stock - MV - Minivan - 15%
- Rolling Stock - SB - School Bus - 15%
- Rolling Stock - SV - Sports Utility Vehicle - 15%
- Rolling Stock - VN - Van - 15%

Mode	Average Fleet Age in Years
Demand Response	4.5