

# 2022 Annual Agency Profile - Friends of Elder Citizens-Jackson and Matagorda (NTD ID 66278)

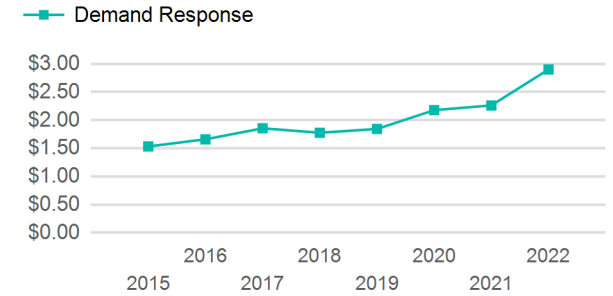
Mailing Address: 705 COMMERCE ST  
PALACIOS, TX 77465-5227

Website: <https://www.facebook.com/seniorcenterpalacios/>

## Service Consumed

Annual Unlinked Trips (UPT) 14,453

## Operating Expenses per Vehicle Revenue Mile



## Assets

Revenue Vehicles 15  
Service Vehicles 0  
Facilities 3

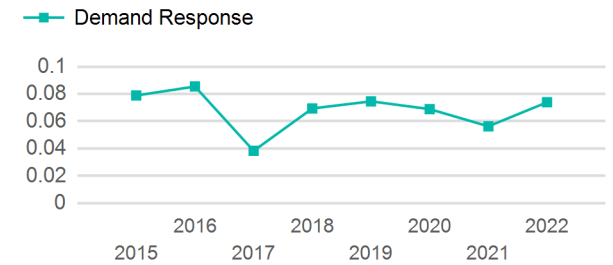
## Service Supplied

Annual Vehicle Revenue Miles (VRM) 195,532  
Annual Vehicle Revenue Hours (VRH) 12,138  
Vehicles Operated in Maximum Service (VOMS) 5

## Modal Characteristics

Mode	Annual Unlinked Passenger Trips	Directly Operated VOMS	Purchased Transportation VOMS	Annual Vehicle Revenue Miles	Annual Vehicle Revenue Hours
Demand Response	14,453	0	5	195,532	12,138
<b>Total</b>	<b>14,453</b>	<b>0</b>	<b>5</b>	<b>195,532</b>	<b>12,138</b>

## Unlinked Passenger Trip per Vehicle Revenue Mile



Mode	Service Efficiency		Service Effectiveness		
	OE per VRM	OE per VRH	UPT per VRM	UPT per VRH	OE per UPT
Demand Response	\$2.90	\$46.75	0.1	1.2	\$39.26
<b>Total</b>	<b>\$2.90</b>	<b>\$46.75</b>	<b>0.1</b>	<b>1.2</b>	<b>\$39.26</b>

# 2022 Annual Agency Profile - Friends of Elder Citizens-Jackson and Matagorda (NTD ID 66278)

## 2022 Funding Breakdown

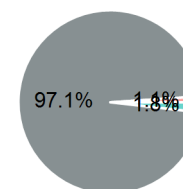
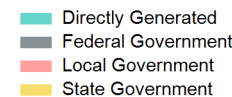
### Summary of Operating Expenses (OE)

Mode	Operating Expenses	Fare Revenues
Demand Response	\$567,400	\$10,200
<b>Total</b>	<b>\$567,400</b>	<b>\$10,200</b>

### Sources of Operating Funds Expended

Directly Generated	\$10,200
Federal Government	\$551,200
Local Government	\$6,000
State Government	\$0
<b>Total Operating Funds Expended</b>	<b>\$567,400</b>

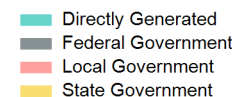
### Operating Funding Sources



### Capital Funding Sources

### Sources of Capital Funds Expended

Directly Generated	\$0
Federal Government	\$0
Local Government	\$0
State Government	\$0
<b>Total Capital Funds Expended</b>	<b>\$0</b>



## 2022 Asset Management

Transit Asset Management (TAM) Tier Tier II

TAM Sponsor NTD ID 6R05

### Metrics

### 2022 Performance Measure - Asset - 2023 Target (% not in State of Good Repair)

- Equipment - Automobiles - 15%
- Equipment - Trucks and other Rubber Tire Vehicles - 15%
- Facility - Administrative / Maintenance Facilities - 15%
- Facility - Passenger / Parking Facilities - 15%
- Rolling Stock - AO - Automobile - 15%
- Rolling Stock - BU - Bus - 15%
- Rolling Stock - CU - Cutaway - 15%
- Rolling Stock - MV - Minivan - 15%
- Rolling Stock - SB - School Bus - 15%
- Rolling Stock - SV - Sports Utility Vehicle - 15%
- Rolling Stock - VN - Van - 15%

Mode	Average Fleet Age in Years
Demand Response	5.3