

2022 Annual Agency Profile - Winnebago Tribe of Nebraska (NTD ID 70004)

Mailing Address: 100 BLUFF STREET
WINNEBAGO, NE 68071-9787

Website:

Geographic Coverage

Primary Urbanized/Rural Area: Nebraska Non-UZA
Other Areas Served: Iowa Non-UZA

Assets

Revenue Vehicles: 5
Service Vehicles: 0
Facilities: 1

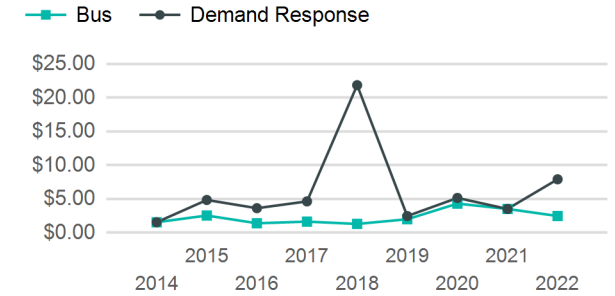
Service Consumed

Annual Unlinked Trips (UPT): 14,242

Service Supplied

Annual Vehicle Revenue Miles (VRM): 230,249
Annual Vehicle Revenue Hours (VRH): 6,044
Vehicles Operated in Maximum Service (VOMS): 2

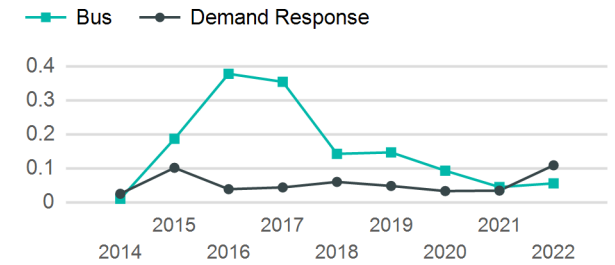
Operating Expenses per Vehicle Revenue Mile



Modal Characteristics

Mode	Annual Unlinked Passenger Trips	Directly Operated VOMS	Purchased Transportation VOMS	Annual Vehicle Revenue Miles	Annual Vehicle Revenue Hours
Demand Response	2,891	1	0	26,579	1,664
Bus	11,351	1	0	203,670	4,380
Total	14,242	2	0	230,249	6,044

Unlinked Passenger Trip per Vehicle Revenue Mile



Metrics

Service Efficiency

Service Effectiveness

Mode	OE per VRM	OE per VRH	UPT per VRM	UPT per VRH	OE per UPT
Demand Response	\$7.92	\$126.45	0.1	1.7	\$72.78
Bus	\$2.48	\$115.31	0.1	2.6	\$44.49
Total	\$3.11	\$118.38	0.1	2.4	\$50.24

2022 Annual Agency Profile - Winnebago Tribe of Nebraska (NTD ID 70004)

2022 Funding Breakdown

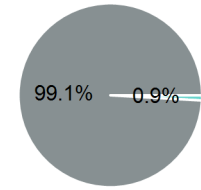
Summary of Operating Expenses (OE)

Mode	Operating Expenses	Fare Revenues
Demand Response	\$210,414	\$6,454
Bus	\$505,059	\$0
Total	\$715,473	\$6,454

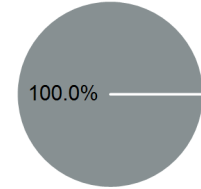
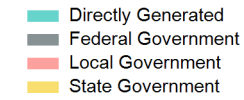
Sources of Operating Funds Expended

Directly Generated	\$6,454
Federal Government	\$709,019
Local Government	\$0
State Government	\$0
Total Operating Funds Expended	\$715,473

Operating Funding Sources



Capital Funding Sources



Sources of Capital Funds Expended

Directly Generated	\$0
Federal Government	\$126
Local Government	\$0
State Government	\$0
Total Capital Funds Expended	\$126

2022 Asset Management

Transit Asset Management (TAM) Tier Tier II

TAM Sponsor NTD ID

Metrics

2022 Performance Measure - Asset - 2023 Target (% not in State of Good Repair)

Facility - Administrative / Maintenance Facilities - 0%
 Rolling Stock - CU - Cutaway - 0%
 Rolling Stock - VN - Van - 75%

Mode	Average Fleet Age in Years
Demand Response	3.0
Bus	2.7