

2022 Annual Agency Profile - City of Davenport dba Davenport Citibus (NTD ID 70009)

Mailing Address: 226 W 4TH ST
DAVENPORT, IA 52801-1308

Website: <http://citidbus.com/>

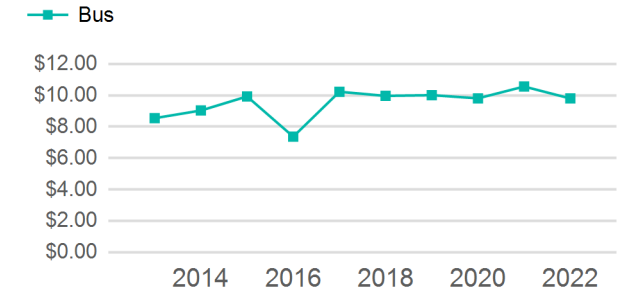
Geographic Coverage

Primary Urbanized/Rural Area Davenport, IA--IL
Service Area Population 101,724
Service Area Sq. Miles 26
Other Areas Served:

Service Consumed

Annual Unlinked Trips (UPT) 333,129

Operating Expenses per Vehicle Revenue Mile



Assets

Revenue Vehicles 25
Service Vehicles 7
Facilities 1

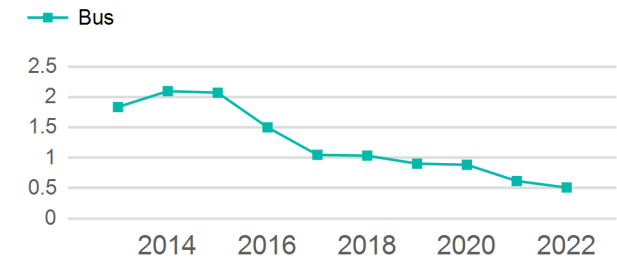
Service Supplied

Annual Vehicle Revenue Miles (VRM) 652,532
Annual Vehicle Revenue Hours (VRH) 42,184
Vehicles Operated in Maximum Service (VOMS) 15

Modal Characteristics

Mode	Annual Unlinked Passenger Trips	Directly Operated VOMS	Purchased Transportation VOMS	Annual Vehicle Revenue Miles	Annual Vehicle Revenue Hours
Bus	333,129	15	0	652,532	42,184
Total	333,129	15	0	652,532	42,184

Unlinked Passenger Trip per Vehicle Revenue Mile



Mode	Service Efficiency		Service Effectiveness		
	OE per VRM	OE per VRH	UPT per VRM	UPT per VRH	OE per UPT
Bus	\$9.80	\$151.60	0.5	7.9	\$19.20
Total	\$9.80	\$151.60	0.5	7.9	\$19.20

2022 Annual Agency Profile - City of Davenport dba Davenport Citibus (NTD ID 70009)

2022 Funding Breakdown

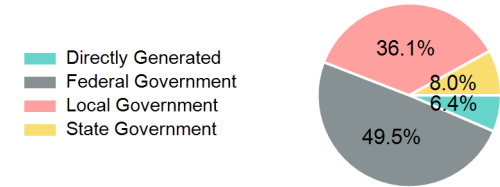
Summary of Operating Expenses (OE)

Mode	Operating Expenses	Fare Revenues
Bus	\$6,394,922	\$293,239
Total	\$6,394,922	\$293,239


Sources of Operating Funds Expended

Directly Generated	\$410,500
Federal Government	\$3,162,988
Local Government	\$2,309,379
State Government	\$512,055
Total Operating Funds Expended	\$6,394,922

Operating Funding Sources



Capital Funding Sources



Sources of Capital Funds Expended

Directly Generated	\$0
Federal Government	\$74,539
Local Government	\$18,635
State Government	\$0
Total Capital Funds Expended	\$93,174

2022 Asset Management

Transit Asset Management (TAM) Tier Tier II

TAM Sponsor NTD ID

Metrics

2022 Performance Measure - Asset - 2023 Target (% not in State of Good Repair)

Equipment - Automobiles - 0%
 Equipment - Trucks and other Rubber Tire Vehicles - 0%
 Facility - Passenger / Parking Facilities - 0%
 Rolling Stock - BU - Bus - 48%

Mode	Average Fleet Age in Years
Bus	11.1