

2022 Annual Agency Profile - Senior Citizen Industries dba Central Ride Agency of Nebraska (NTD ID 70052)

Mailing Address: 304 E 3RD ST
GRAND ISLAND, NE 68801-7718

Website: <https://www.grand-island.com/departments/public-works/transit>

Geographic Coverage

Primary Urbanized/Rural Area Grand Island, NE
Service Area Population 61,492
Service Area Sq. Miles 546
Other Areas Served:
 Nebraska Non-UZA

Assets

Revenue Vehicles 13
Service Vehicles 0
Facilities 0

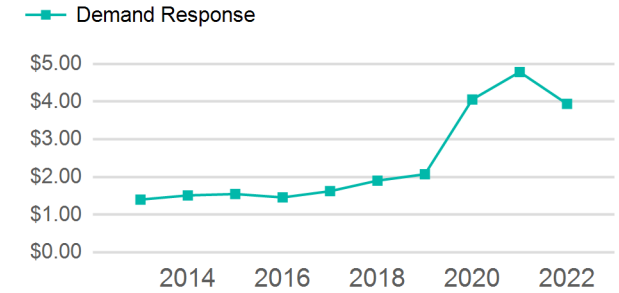
Service Consumed

Annual Unlinked Trips (UPT) 48,730

Service Supplied

Annual Vehicle Revenue Miles (VRM) 141,131
Annual Vehicle Revenue Hours (VRH) 18,388
Vehicles Operated in Maximum Service (VOMS) 13

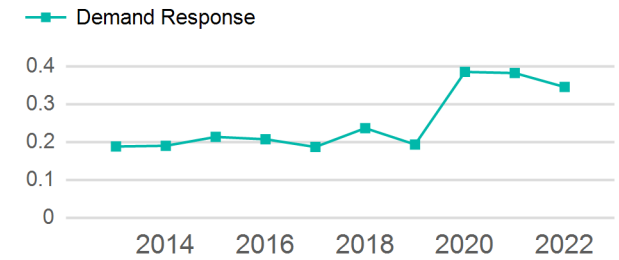
Operating Expenses per Vehicle Revenue Mile



Modal Characteristics

Mode	Annual Unlinked Passenger Trips	Directly Operated VOMS	Purchased Transportation VOMS	Annual Vehicle Revenue Miles	Annual Vehicle Revenue Hours
Demand Response	48,730	13	0	141,131	18,388
Total	48,730	13	0	141,131	18,388

Unlinked Passenger Trip per Vehicle Revenue Mile



Mode	Service Efficiency		Service Effectiveness		
	OE per VRM	OE per VRH	UPT per VRM	UPT per VRH	OE per UPT
Demand Response	\$7.88	\$60.45	0.3	2.7	\$22.81
Total	\$7.88	\$60.45	0.3	2.7	\$22.81

2022 Annual Agency Profile - Senior Citizen Industries dba Central Ride Agency of Nebraska (NTD ID 70052)

2022 Funding Breakdown

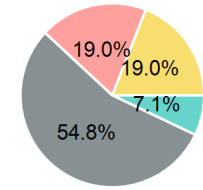
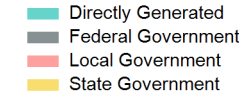
Summary of Operating Expenses (OE)

Mode	Operating Expenses	Fare Revenues
Demand Response	\$1,111,633	\$78,530
Total	\$1,111,633	\$78,530

Sources of Operating Funds Expended

Directly Generated	\$78,603
Federal Government	\$609,617
Local Government	\$211,706
State Government	\$211,707
Total Operating Funds Expended	\$1,111,633

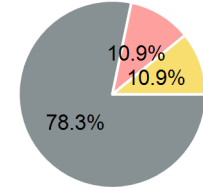
Operating Funding Sources



Sources of Capital Funds Expended

Directly Generated	\$0
Federal Government	\$59,245
Local Government	\$8,225
State Government	\$8,225
Total Capital Funds Expended	\$75,695

Capital Funding Sources



2022 Asset Management

Transit Asset Management (TAM) Tier

Tier II

TAM Sponsor NTD ID

7R04

Metrics

2022 Performance Measure - Asset - 2023 Target
(% not in State of Good Repair)

Mode

Average Fleet Age in Years

Demand Response

8.7