

2022 Annual Agency Profile - Flint Hills Area Transportation Agency, Inc dba ATABUS (NTD ID 70053)

Mailing Address: 5815 MARLATT AVE
MANHATTAN, KS 66503-8125

Website: <https://www.fhata.org>

Geographic Coverage

Primary Urbanized/Rural Area: Manhattan, KS
Service Area Population: 136,821
Service Area Sq. Miles: 1,835
Other Areas Served: Kansas Non-UZA

Assets

Revenue Vehicles: 34
Service Vehicles: 0
Facilities: 1

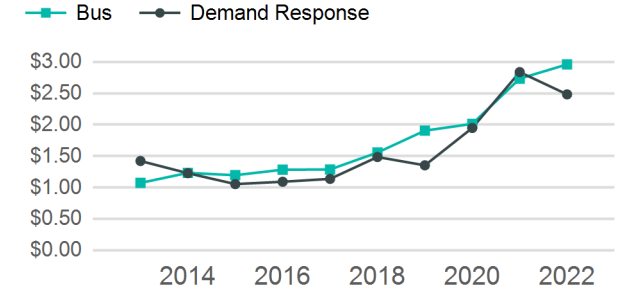
Service Consumed

Annual Unlinked Trips (UPT): 154,604

Service Supplied

Annual Vehicle Revenue Miles (VRM): 554,230
Annual Vehicle Revenue Hours (VRH): 45,969
Vehicles Operated in Maximum Service (VOMS): 24

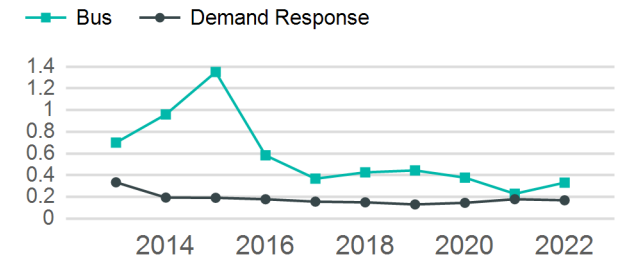
Operating Expenses per Vehicle Revenue Mile



Modal Characteristics

Mode	Annual Unlinked Passenger Trips	Directly Operated VOMS	Purchased Transportation VOMS	Annual Vehicle Revenue Miles	Annual Vehicle Revenue Hours
Demand Response	18,994	5	0	115,830	8,679
Bus	135,610	19	0	438,400	37,290
Total	154,604	24	0	554,230	45,969

Unlinked Passenger Trip per Vehicle Revenue Mile



Metrics

Service Efficiency

Service Effectiveness

Mode	OE per VRM	OE per VRH	UPT per VRM	UPT per VRH	OE per UPT
Demand Response	\$4.83	\$64.41	0.2	2.2	\$29.43
Bus	\$5.53	\$64.98	0.3	3.6	\$17.87
Total	\$5.38	\$64.87	0.3	3.4	\$19.29

2022 Annual Agency Profile - Flint Hills Area Transportation Agency, Inc dba ATABUS (NTD ID 70053)

2022 Funding Breakdown

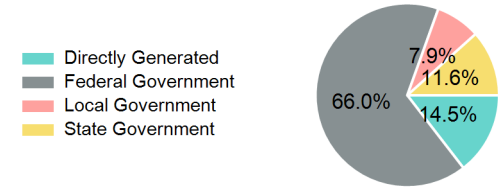
Summary of Operating Expenses (OE)

Mode	Operating Expenses	Fare Revenues
Demand Response	\$559,021	\$22,929
Bus	\$2,422,971	\$244,976
Total	\$2,981,992	\$267,905

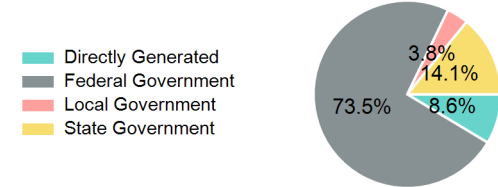
Sources of Operating Funds Expended

Directly Generated	\$432,999
Federal Government	\$1,967,471
Local Government	\$234,891
State Government	\$346,631
Total Operating Funds Expended	\$2,981,992

Operating Funding Sources



Capital Funding Sources



Sources of Capital Funds Expended

Directly Generated	\$4,000
Federal Government	\$34,161
Local Government	\$1,755
State Government	\$6,535
Total Capital Funds Expended	\$46,451

2022 Asset Management

Transit Asset Management (TAM) Tier: Tier II TAM Sponsor NTD ID: 7R02

Metrics

2022 Performance Measure - Asset - 2023 Target (% not in State of Good Repair)

Mode	Average Fleet Age in Years
Demand Response	5.7
Bus	4.8