

# 2022 Annual Agency Profile - City of Derby (NTD ID 70055)

**Mailing Address:** 1401 HIDDENRIDGE CT  
DERBY, KS 67037-8745

**Website:** <http://www.derbyweb.com/>

## Geographic Coverage

**Primary Urbanized/Rural Area** Wichita, KS  
**Service Area Population** 26,666  
**Service Area Sq. Miles** 10  
**Other Areas Served:**  
 Kansas Non-UZA

## Assets

**Revenue Vehicles** 2  
**Service Vehicles** 0  
**Facilities** 0

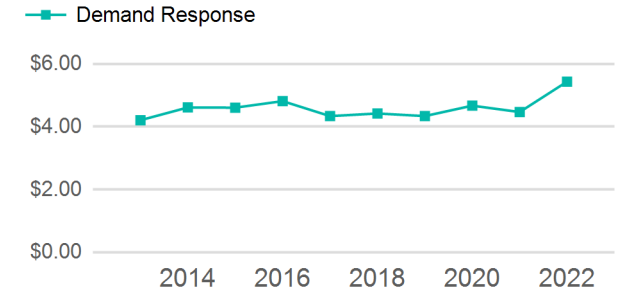
## Service Consumed

**Annual Unlinked Trips (UPT)** 8,123

## Service Supplied

**Annual Vehicle Revenue Miles (VRM)** 23,919  
**Annual Vehicle Revenue Hours (VRH)** 2,450  
**Vehicles Operated in Maximum Service (VOMS)** 1

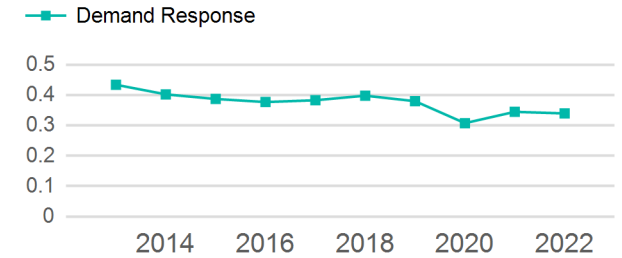
## Operating Expenses per Vehicle Revenue Mile



## Modal Characteristics

Mode	Annual Unlinked Passenger Trips	Directly Operated VOMS	Purchased Transportation VOMS	Annual Vehicle Revenue Miles	Annual Vehicle Revenue Hours
Demand Response	8,123	1	0	23,919	2,450
<b>Total</b>	<b>8,123</b>	<b>1</b>	<b>0</b>	<b>23,919</b>	<b>2,450</b>

## Unlinked Passenger Trip per Vehicle Revenue Mile



Mode	Service Efficiency		Service Effectiveness		
	OE per VRM	OE per VRH	UPT per VRM	UPT per VRH	OE per UPT
Demand Response	\$5.44	\$53.07	0.3	3.3	\$16.01
<b>Total</b>	<b>\$5.44</b>	<b>\$53.07</b>	<b>0.3</b>	<b>3.3</b>	<b>\$16.01</b>

# 2022 Annual Agency Profile - City of Derby (NTD ID 70055)

## 2022 Funding Breakdown

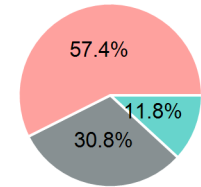
### Summary of Operating Expenses (OE)

Mode	Operating Expenses	Fare Revenues
Demand Response	\$130,022	\$14,070
<b>Total</b>	<b>\$130,022</b>	<b>\$14,070</b>

### Sources of Operating Funds Expended

Directly Generated	\$15,380
Federal Government	\$40,000
Local Government	\$74,642
State Government	\$0
<b>Total Operating Funds Expended</b>	<b>\$130,022</b>

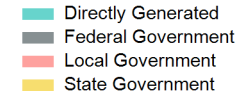
### Operating Funding Sources



### Capital Funding Sources

### Sources of Capital Funds Expended

Directly Generated	\$0
Federal Government	\$0
Local Government	\$0
State Government	\$0
<b>Total Capital Funds Expended</b>	<b>\$0</b>



## 2022 Asset Management

Transit Asset Management (TAM) Tier: Tier II TAM Sponsor NTD ID: A0024

### Metrics

2022 Performance Measure - Asset - 2023 Target (% not in State of Good Repair)

Mode	Average Fleet Age in Years
Demand Response	5.0