

2022 Annual Agency Profile - Butler, County of dba Butler County Department on Aging (NTD ID 70056)

Mailing Address: 205 W CENTRAL AVE
EL DORADO, KS 67042-2100

Website: <http://www.bucoks.com/index.aspx?nid=158>

Geographic Coverage

Primary Urbanized/Rural Area Wichita, KS
Service Area Population 65,827
Service Area Sq. Miles 1,443
Other Areas Served:
 Kansas Non-UZA

Assets

Revenue Vehicles 7
Service Vehicles 0
Facilities 0

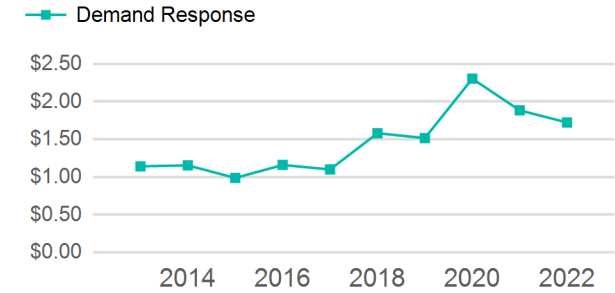
Service Consumed

Annual Unlinked Trips (UPT) 19,891

Service Supplied

Annual Vehicle Revenue Miles (VRM) 66,219
Annual Vehicle Revenue Hours (VRH) 6,261
Vehicles Operated in Maximum Service (VOMS) 7

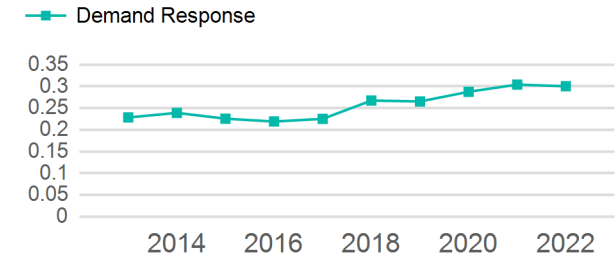
Operating Expenses per Vehicle Revenue Mile



Modal Characteristics

Mode	Annual Unlinked Passenger Trips	Directly Operated VOMS	Purchased Transportation VOMS	Annual Vehicle Revenue Miles	Annual Vehicle Revenue Hours
Demand Response	19,891	7	0	66,219	6,261
Total	19,891	7	0	66,219	6,261

Unlinked Passenger Trip per Vehicle Revenue Mile



Mode	Service Efficiency		Service Effectiveness		
	OE per VRM	OE per VRH	UPT per VRM	UPT per VRH	OE per UPT
Demand Response	\$3.45	\$36.45	0.3	3.2	\$11.47
Total	\$3.45	\$36.45	0.3	3.2	\$11.47

2022 Annual Agency Profile - Butler, County of dba Butler County Department on Aging (NTD ID 70056)

2022 Funding Breakdown

Summary of Operating Expenses (OE)

Mode	Operating Expenses	Fare Revenues
Demand Response	\$228,233	\$9,271
Total	\$228,233	\$9,271

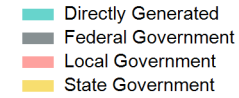
Sources of Operating Funds Expended

Directly Generated	\$9,271
Federal Government	\$114,892
Local Government	\$71,585
State Government	\$32,485
Total Operating Funds Expended	\$228,233

Operating Funding Sources



Capital Funding Sources



Sources of Capital Funds Expended

Directly Generated	\$0
Federal Government	\$0
Local Government	\$0
State Government	\$0
Total Capital Funds Expended	\$0

2022 Asset Management

Transit Asset Management (TAM) Tier Tier II

TAM Sponsor NTD ID 7R02

Metrics

2022 Performance Measure - Asset - 2023 Target
(% not in State of Good Repair)

Mode	Average Fleet Age in Years
Demand Response	8.1