

# 2022 Annual Agency Profile - Morris County Transportation (formerly Morris Co Senior Citizens (NTD ID 70072))

Mailing Address: 501 W MAIN ST  
COUNCIL GROVE, KS 66846-1701

Website: <http://www.morriscountyks.org>

## Service Consumed

Annual Unlinked Trips (UPT) 5,813

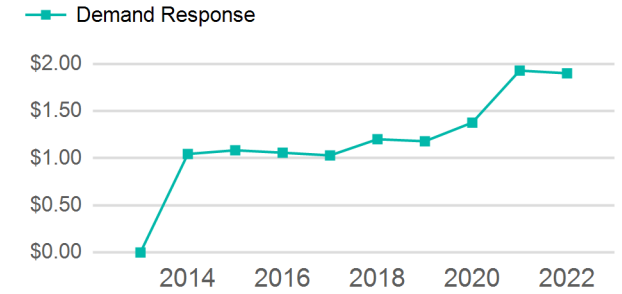
## Service Supplied

Annual Vehicle Revenue Miles (VRM) 66,701

Annual Vehicle Revenue Hours (VRH) 3,683

Vehicles Operated in Maximum Service (VOMS) 4

## Operating Expenses per Vehicle Revenue Mile



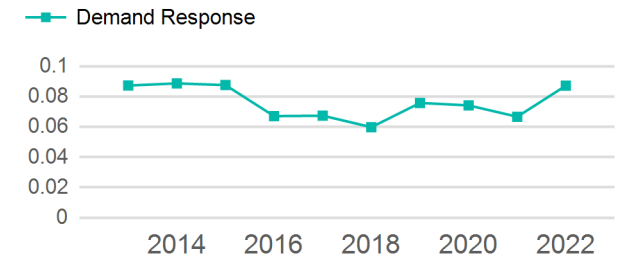
## Assets

Revenue Vehicles 4  
Service Vehicles 0  
Facilities 0

## Modal Characteristics

Mode	Annual Unlinked Passenger Trips	Directly Operated VOMS	Purchased Transportation VOMS	Annual Vehicle Revenue Miles	Annual Vehicle Revenue Hours
Demand Response	5,813	4	0	66,701	3,683
<b>Total</b>	<b>5,813</b>	<b>4</b>	<b>0</b>	<b>66,701</b>	<b>3,683</b>

## Unlinked Passenger Trip per Vehicle Revenue Mile



## Metrics

Mode	Service Efficiency		Service Effectiveness		
	OE per VRM	OE per VRH	UPT per VRM	UPT per VRH	OE per UPT
Demand Response	\$1.90	\$34.42	0.1	1.6	\$21.81
<b>Total</b>	<b>\$1.90</b>	<b>\$34.42</b>	<b>0.1</b>	<b>1.6</b>	<b>\$21.81</b>

# 2022 Annual Agency Profile - Morris County Transportation (formerly Morris Co Senior Citizens (NTD ID 70072))

## 2022 Funding Breakdown

### Summary of Operating Expenses (OE)

Mode	Operating Expenses	Fare Revenues
Demand Response	\$126,767	\$16,589
<b>Total</b>	<b>\$126,767</b>	<b>\$16,589</b>

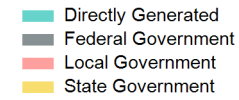
### Sources of Operating Funds Expended

Directly Generated	\$16,589
Federal Government	\$85,827
Local Government	\$15,074
State Government	\$9,277
<b>Total Operating Funds Expended</b>	<b>\$126,767</b>

### Operating Funding Sources



### Capital Funding Sources



### Sources of Capital Funds Expended

Directly Generated	\$0
Federal Government	\$0
Local Government	\$0
State Government	\$0
<b>Total Capital Funds Expended</b>	<b>\$0</b>

## 2022 Asset Management

**Transit Asset Management (TAM) Tier** Tier II **TAM Sponsor NTD ID** 7R02

### Metrics

#### 2022 Performance Measure - Asset - 2023 Target (% not in State of Good Repair)

Equipment - Automobiles - 75%  
 Equipment - Trucks and other Rubber Tire Vehicles - 75%  
 Facility - Administrative / Maintenance Facilities - 25%  
 Facility - Passenger / Parking Facilities - 25%  
 Rolling Stock - BU - Bus - 25%  
 Rolling Stock - CU - Cutaway - 25%  
 Rolling Stock - MV - Minivan - 25%  
 Rolling Stock - VN - Van - 25%

Mode	Average Fleet Age in Years
Demand Response	5.3