

# 2022 Annual Agency Profile - Grant County dba Grant/Arthur Handibus (NTD ID 70079)

**Mailing Address:** 105 E HARRISON ST  
HYANNIS, NE 69350

**Website:**

## Service Consumed

**Annual Unlinked Trips (UPT)** 155

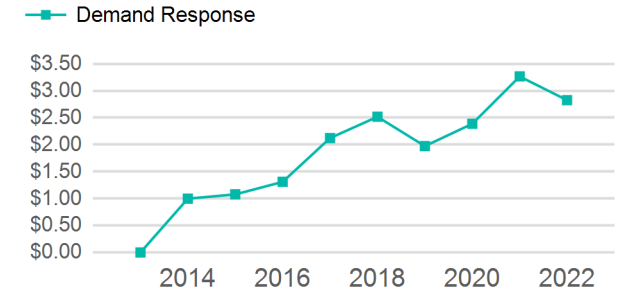
## Assets

**Revenue Vehicles** 1  
**Service Vehicles** 0  
**Facilities** 0

## Service Supplied

**Annual Vehicle Revenue Miles (VRM)** 7,460  
**Annual Vehicle Revenue Hours (VRH)** 373  
**Vehicles Operated in Maximum Service (VOMS)** 1

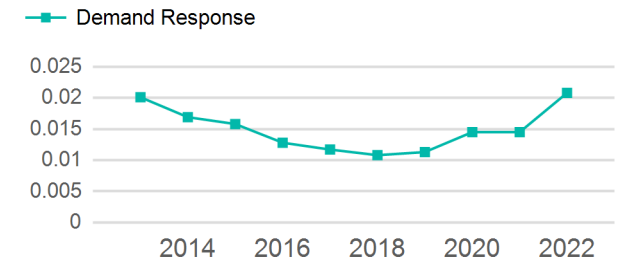
## Operating Expenses per Vehicle Revenue Mile



## Modal Characteristics

Mode	Annual Unlinked Passenger Trips	Directly Operated VOMS	Purchased Transportation VOMS	Annual Vehicle Revenue Miles	Annual Vehicle Revenue Hours
Demand Response	155	1	0	7,460	373
<b>Total</b>	<b>155</b>	<b>1</b>	<b>0</b>	<b>7,460</b>	<b>373</b>

## Unlinked Passenger Trip per Vehicle Revenue Mile



Mode	Service Efficiency		Service Effectiveness		
	OE per VRM	OE per VRH	UPT per VRM	UPT per VRH	OE per UPT
Demand Response	\$2.83	\$56.53	0.0	0.4	\$136.03
<b>Total</b>	<b>\$2.83</b>	<b>\$56.53</b>	<b>0.0</b>	<b>0.4</b>	<b>\$136.03</b>

# 2022 Annual Agency Profile - Grant County dba Grant/Arthur Handibus (NTD ID 70079)

## 2022 Funding Breakdown

### Summary of Operating Expenses (OE)

Mode	Operating Expenses	Fare Revenues
Demand Response	\$21,085	\$847
<b>Total</b>	<b>\$21,085</b>	<b>\$847</b>

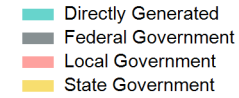
### Sources of Operating Funds Expended

Directly Generated	\$847
Federal Government	\$13,076
Local Government	\$3,552
State Government	\$3,610
<b>Total Operating Funds Expended</b>	<b>\$21,085</b>

### Operating Funding Sources



### Capital Funding Sources



### Sources of Capital Funds Expended

Directly Generated	\$0
Federal Government	\$0
Local Government	\$0
State Government	\$0
<b>Total Capital Funds Expended</b>	<b>\$0</b>

## 2022 Asset Management

<b>Transit Asset Management (TAM) Tier</b>	Tier II	<b>TAM Sponsor NTD ID</b>	7R04
--	---------	---------------------------	------

### Metrics

#### 2022 Performance Measure - Asset - 2023 Target (% not in State of Good Repair)

Equipment - Trucks and other Rubber Tire Vehicles - 100%
Facility - Administrative / Maintenance Facilities - 0%
Rolling Stock - AO - Automobile - 100%
Rolling Stock - BU - Bus - 30%
Rolling Stock - CU - Cutaway - 30%
Rolling Stock - MV - Minivan - 40%
Rolling Stock - SV - Sports Utility Vehicle - 100%
Rolling Stock - VN - Van - 30%

Mode	Average Fleet Age in Years
Demand Response	16.0