

2022 Annual Agency Profile - City of Wakeeney Transportation Bus (NTD ID 70094)

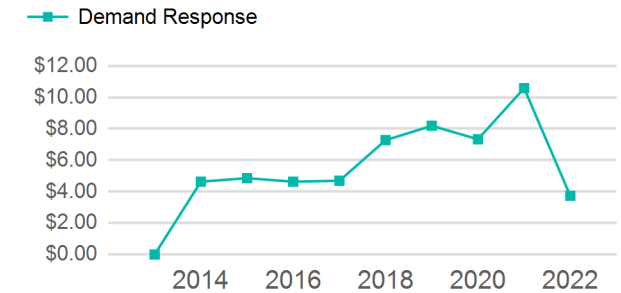
Mailing Address: 408 RUSSELL AVE
WAKEENEY, KS 67672-2135

Website: <https://www.tregocountyks.com/2299/transportation>

Service Consumed

Annual Unlinked Trips (UPT) 5,329

Operating Expenses per Vehicle Revenue Mile



Assets

Revenue Vehicles 2
Service Vehicles 0
Facilities 0

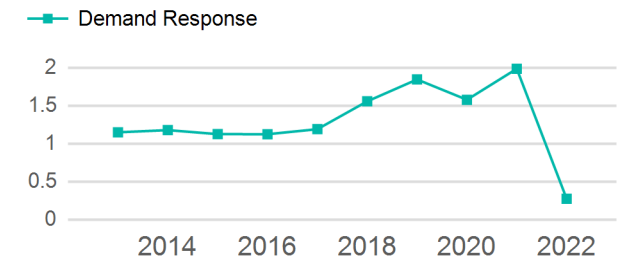
Service Supplied

Annual Vehicle Revenue Miles (VRM) 19,463
Annual Vehicle Revenue Hours (VRH) 1,241
Vehicles Operated in Maximum Service (VOMS) 1

Modal Characteristics

Mode	Annual Unlinked Passenger Trips	Directly Operated VOMS	Purchased Transportation VOMS	Annual Vehicle Revenue Miles	Annual Vehicle Revenue Hours
Demand Response	5,329	1	0	19,463	1,241
Total	5,329	1	0	19,463	1,241

Unlinked Passenger Trip per Vehicle Revenue Mile



Metrics

Mode	Service Efficiency		Service Effectiveness		
	OE per VRM	OE per VRH	UPT per VRM	UPT per VRH	OE per UPT
Demand Response	\$3.73	\$58.49	0.3	4.3	\$13.62
Total	\$3.73	\$58.49	0.3	4.3	\$13.62

2022 Annual Agency Profile - City of Wakeeney Transportation Bus (NTD ID 70094)

2022 Funding Breakdown

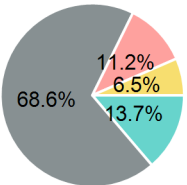
Summary of Operating Expenses (OE)

Mode	Operating Expenses	Fare Revenues
Demand Response	\$72,584	\$9,975
Total	\$72,584	\$9,975

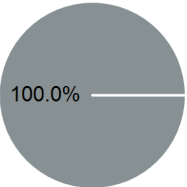
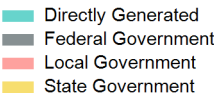
Sources of Operating Funds Expended

Directly Generated	\$9,975
Federal Government	\$49,764
Local Government	\$8,105
State Government	\$4,740
Total Operating Funds Expended	\$72,584

Operating Funding Sources



Capital Funding Sources



Sources of Capital Funds Expended

Directly Generated	\$0
Federal Government	\$69,473
Local Government	\$0
State Government	\$0
Total Capital Funds Expended	\$69,473

2022 Asset Management

Transit Asset Management (TAM) Tier	Tier II	TAM Sponsor NTD ID	7R02
-------------------------------------	---------	--------------------	------

Metrics

2022 Performance Measure - Asset - 2023 Target
(% not in State of Good Repair)

Equipment - Automobiles - 75%
Equipment - Trucks and other Rubber Tire Vehicles - 75%
Facility - Administrative / Maintenance Facilities - 25%
Facility - Passenger / Parking Facilities - 25%
Rolling Stock - BU - Bus - 25%
Rolling Stock - CU - Cutaway - 25%
Rolling Stock - MV - Minivan - 25%
Rolling Stock - VN - Van - 25%

Mode	Average Fleet Age in Years
Demand Response	11.5