

2022 Annual Agency Profile - Guide Rock (NTD ID 70098)

Mailing Address: 120 W DOUGLAS ST
GUIDE ROCK, NE 68942-8154

Website:

Service Consumed

Annual Unlinked Trips (UPT) 976

Service Supplied

Annual Vehicle Revenue Miles (VRM) 13,132

Annual Vehicle Revenue Hours (VRH) 326

Vehicles Operated in Maximum Service (VOMS) 2

Assets

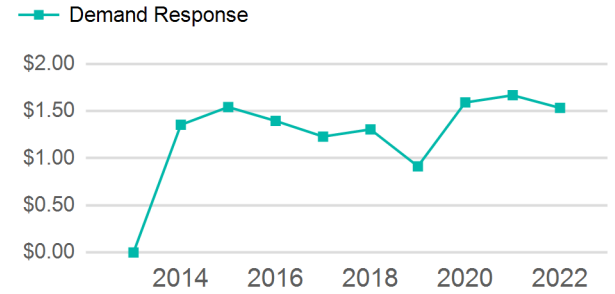
Revenue Vehicles 3
Service Vehicles 0
Facilities 0

Modal Characteristics

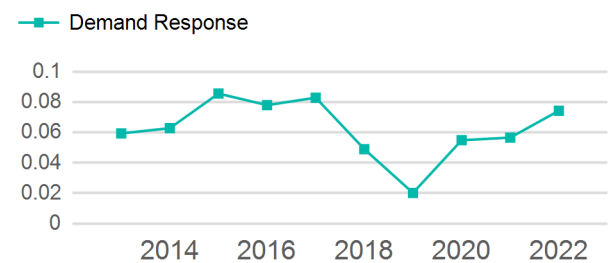
Mode	Annual Unlinked Passenger Trips	Directly Operated VOMS	Purchased Transportation VOMS	Annual Vehicle Revenue Miles	Annual Vehicle Revenue Hours
Demand Response	976	2	0	13,132	326
Total	976	2	0	13,132	326

Mode	Service Efficiency		Service Effectiveness		
	OE per VRM	OE per VRH	UPT per VRM	UPT per VRH	OE per UPT
Demand Response	\$1.53	\$61.74	0.1	3.0	\$20.62
Total	\$1.53	\$61.74	0.1	3.0	\$20.62

Operating Expenses per Vehicle Revenue Mile



Unlinked Passenger Trip per Vehicle Revenue Mile



2022 Annual Agency Profile - Guide Rock (NTD ID 70098)

2022 Funding Breakdown

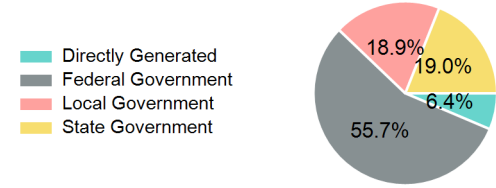
Summary of Operating Expenses (OE)

Mode	Operating Expenses	Fare Revenues
Demand Response	\$20,126	\$1,284
Total	\$20,126	\$1,284

Sources of Operating Funds Expended

Directly Generated	\$1,284
Federal Government	\$11,219
Local Government	\$3,806
State Government	\$3,817
Total Operating Funds Expended	\$20,126

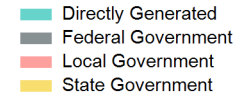
Operating Funding Sources



Capital Funding Sources

Sources of Capital Funds Expended

Directly Generated	\$0
Federal Government	\$0
Local Government	\$0
State Government	\$0
Total Capital Funds Expended	\$0



2022 Asset Management

Transit Asset Management (TAM) Tier Tier II **TAM Sponsor NTD ID** 7R04

Metrics

2022 Performance Measure - Asset - 2023 Target (% not in State of Good Repair)

Equipment - Trucks and other Rubber Tire Vehicles - 100%
 Facility - Administrative / Maintenance Facilities - 0%
 Rolling Stock - AO - Automobile - 100%
 Rolling Stock - BU - Bus - 30%
 Rolling Stock - CU - Cutaway - 30%
 Rolling Stock - MV - Minivan - 40%
 Rolling Stock - SV - Sports Utility Vehicle - 100%
 Rolling Stock - VN - Van - 30%

Mode	Average Fleet Age in Years
Demand Response	5.3