

# 2022 Annual Agency Profile - Stratton Industrial Commission dba Hitch & Hay Public Transit (NTD ID 70100)

Mailing Address: 903 BAILEY ST  
STRATTON, NE 69043-5121

Website: <https://hitcharide.org/>

## Service Consumed

Annual Unlinked Trips (UPT) 4,164

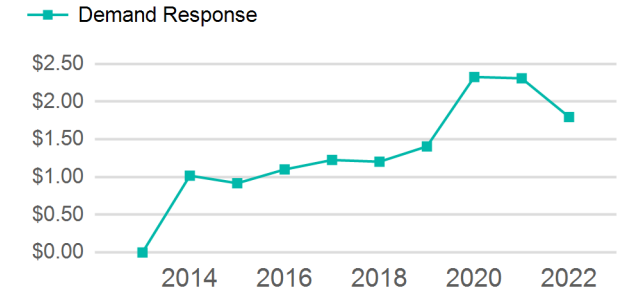
## Assets

Revenue Vehicles 5  
Service Vehicles 0  
Facilities 0

## Service Supplied

Annual Vehicle Revenue Miles (VRM) 146,627  
Annual Vehicle Revenue Hours (VRH) 5,647  
Vehicles Operated in Maximum Service (VOMS) 5

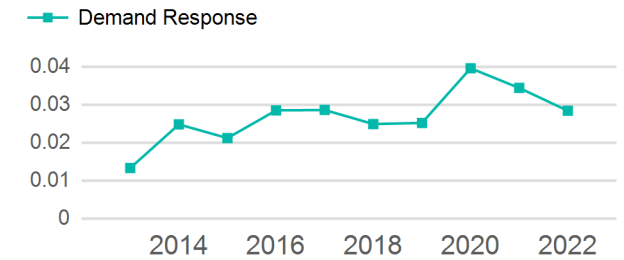
## Operating Expenses per Vehicle Revenue Mile



## Modal Characteristics

Mode	Annual Unlinked Passenger Trips	Directly Operated VOMS	Purchased Transportation VOMS	Annual Vehicle Revenue Miles	Annual Vehicle Revenue Hours
Demand Response	4,164	5	0	146,627	5,647
<b>Total</b>	<b>4,164</b>	<b>5</b>	<b>0</b>	<b>146,627</b>	<b>5,647</b>

## Unlinked Passenger Trip per Vehicle Revenue Mile



Mode	Service Efficiency		Service Effectiveness		
	OE per VRM	OE per VRH	UPT per VRM	UPT per VRH	OE per UPT
Demand Response	\$1.80	\$46.63	0.0	0.7	\$63.24
<b>Total</b>	<b>\$1.80</b>	<b>\$46.63</b>	<b>0.0</b>	<b>0.7</b>	<b>\$63.24</b>

# 2022 Annual Agency Profile - Stratton Industrial Commission dba Hitch & Hay Public Transit (NTD ID 70100)

## 2022 Funding Breakdown

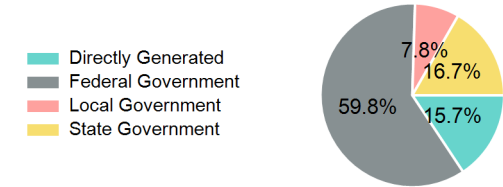
### Summary of Operating Expenses (OE)

Mode	Operating Expenses	Fare Revenues
Demand Response	\$263,332	\$41,264
<b>Total</b>	<b>\$263,332</b>	<b>\$41,264</b>

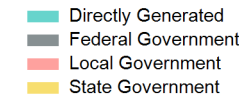
### Sources of Operating Funds Expended

Directly Generated	\$41,264
Federal Government	\$157,524
Local Government	\$20,661
State Government	\$43,883
<b>Total Operating Funds Expended</b>	<b>\$263,332</b>

### Operating Funding Sources



### Capital Funding Sources



### Sources of Capital Funds Expended

Directly Generated	\$0
Federal Government	\$0
Local Government	\$0
State Government	\$0
<b>Total Capital Funds Expended</b>	<b>\$0</b>

## 2022 Asset Management

<b>Transit Asset Management (TAM) Tier</b>	Tier II	<b>TAM Sponsor NTD ID</b>	7R04
--	---------	---------------------------	------

### Metrics

#### 2022 Performance Measure - Asset - 2023 Target (% not in State of Good Repair)

Equipment - Trucks and other Rubber Tire Vehicles - 100%
Facility - Administrative / Maintenance Facilities - 0%
Rolling Stock - AO - Automobile - 100%
Rolling Stock - BU - Bus - 30%
Rolling Stock - CU - Cutaway - 30%
Rolling Stock - MV - Minivan - 40%
Rolling Stock - SV - Sports Utility Vehicle - 100%
Rolling Stock - VN - Van - 30%

Mode	Average Fleet Age in Years
Demand Response	5.6