

2022 Annual Agency Profile - Jefferson County Service Organization (NTD ID 70103)

Mailing Address: 410 Liberty
Oskaloosa, KS 66066

Website: <https://www.jfcountyks.com>

Service Consumed

Annual Unlinked Trips (UPT) 3,740

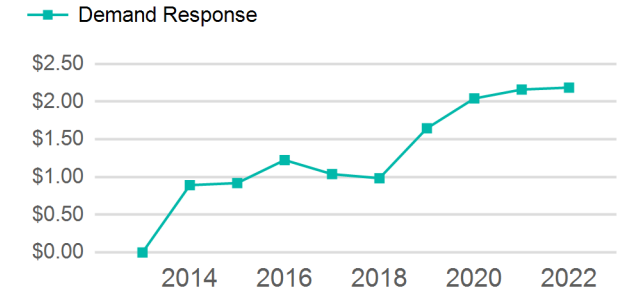
Assets

Revenue Vehicles 9
Service Vehicles 0
Facilities 0

Service Supplied

Annual Vehicle Revenue Miles (VRM) 79,788
Annual Vehicle Revenue Hours (VRH) 3,325
Vehicles Operated in Maximum Service (VOMS) 6

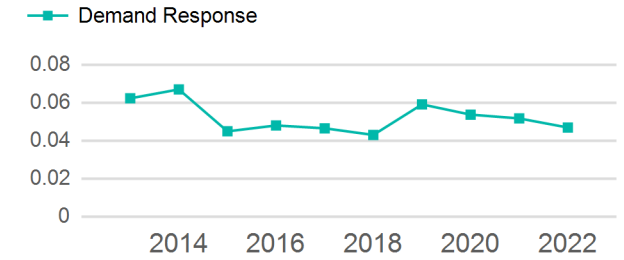
Operating Expenses per Vehicle Revenue Mile



Modal Characteristics

Mode	Annual Unlinked Passenger Trips	Directly Operated VOMS	Purchased Transportation VOMS	Annual Vehicle Revenue Miles	Annual Vehicle Revenue Hours
Demand Response	3,740	6	0	79,788	3,325
Total	3,740	6	0	79,788	3,325

Unlinked Passenger Trip per Vehicle Revenue Mile



Mode	Service Efficiency		Service Effectiveness		
	OE per VRM	OE per VRH	UPT per VRM	UPT per VRH	OE per UPT
Demand Response	\$2.19	\$52.45	0.0	1.1	\$46.63
Total	\$2.19	\$52.45	0.0	1.1	\$46.63

2022 Annual Agency Profile - Jefferson County Service Organization (NTD ID 70103)

2022 Funding Breakdown


Summary of Operating Expenses (OE)

Mode	Operating Expenses	Fare Revenues
Demand Response	\$174,410	\$15,845
Total	\$174,410	\$15,845

Sources of Operating Funds Expended

Directly Generated	\$15,845
Federal Government	\$129,798
Local Government	\$20,364
State Government	\$8,403
Total Operating Funds Expended	\$174,410

Operating Funding Sources



Capital Funding Sources

Sources of Capital Funds Expended

Directly Generated	\$0
Federal Government	\$0
Local Government	\$0
State Government	\$0
Total Capital Funds Expended	\$0



2022 Asset Management

Transit Asset Management (TAM) Tier	Tier II	TAM Sponsor NTD ID	7R02
--	---------	---------------------------	------

Metrics

2022 Performance Measure - Asset - 2023 Target (% not in State of Good Repair)

Equipment - Automobiles - 75%
Equipment - Trucks and other Rubber Tire Vehicles - 75%
Facility - Administrative / Maintenance Facilities - 25%
Facility - Passenger / Parking Facilities - 25%
Rolling Stock - BU - Bus - 25%
Rolling Stock - CU - Cutaway - 25%
Rolling Stock - MV - Minivan - 25%
Rolling Stock - VN - Van - 25%

Mode	Average Fleet Age in Years
Demand Response	7.9