

# 2022 Annual Agency Profile - Chase County (NTD ID 70128)

**Mailing Address:** 921 BROADWAY  
IMPERIAL, NE 69033-3012

**Website:** <https://www.imperial-ne.com/transportation>

## Service Consumed

Annual Unlinked Trips (UPT) 15,107

## Service Supplied

Annual Vehicle Revenue Miles (VRM) 71,972

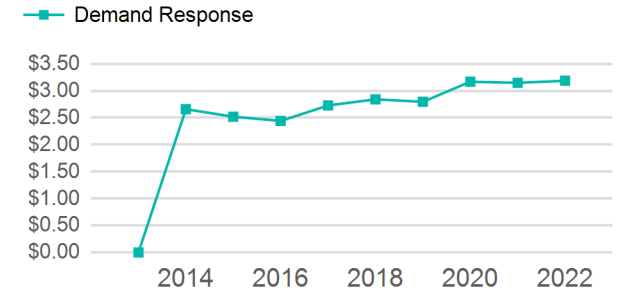
Annual Vehicle Revenue Hours (VRH) 6,816

Vehicles Operated in Maximum Service (VOMS) 5

## Assets

Revenue Vehicles 5  
Service Vehicles 0  
Facilities 0

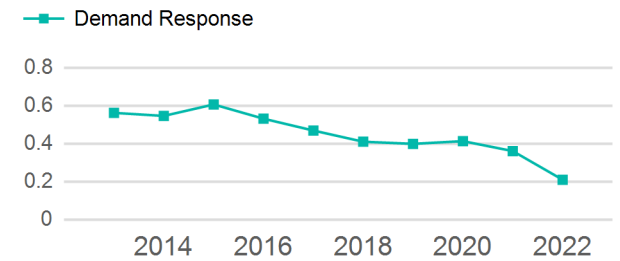
## Operating Expenses per Vehicle Revenue Mile



## Modal Characteristics

Mode	Annual Unlinked Passenger Trips	Directly Operated VOMS	Purchased Transportation VOMS	Annual Vehicle Revenue Miles	Annual Vehicle Revenue Hours
Demand Response	15,107	5	0	71,972	6,816
<b>Total</b>	<b>15,107</b>	<b>5</b>	<b>0</b>	<b>71,972</b>	<b>6,816</b>

## Unlinked Passenger Trip per Vehicle Revenue Mile



## Metrics

Mode	Service Efficiency		Service Effectiveness		
	OE per VRM	OE per VRH	UPT per VRM	UPT per VRH	OE per UPT
Demand Response	\$3.19	\$33.66	0.2	2.2	\$15.18
<b>Total</b>	<b>\$3.19</b>	<b>\$33.66</b>	<b>0.2</b>	<b>2.2</b>	<b>\$15.18</b>

# 2022 Annual Agency Profile - Chase County (NTD ID 70128)

## 2022 Funding Breakdown

### Summary of Operating Expenses (OE)

Mode	Operating Expenses	Fare Revenues
Demand Response	\$229,399	\$28,478
<b>Total</b>	<b>\$229,399</b>	<b>\$28,478</b>

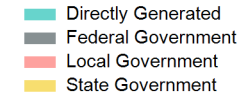
### Sources of Operating Funds Expended

Directly Generated	\$28,478
Federal Government	\$97,640
Local Government	\$62,196
State Government	\$41,085
<b>Total Operating Funds Expended</b>	<b>\$229,399</b>

### Operating Funding Sources



### Capital Funding Sources



### Sources of Capital Funds Expended

Directly Generated	\$0
Federal Government	\$0
Local Government	\$0
State Government	\$0
<b>Total Capital Funds Expended</b>	<b>\$0</b>

## 2022 Asset Management

<b>Transit Asset Management (TAM) Tier</b>	Tier II	<b>TAM Sponsor NTD ID</b>	7R04
--	---------	---------------------------	------

### Metrics

#### 2022 Performance Measure - Asset - 2023 Target (% not in State of Good Repair)

Equipment - Trucks and other Rubber Tire Vehicles - 100%
Facility - Administrative / Maintenance Facilities - 0%
Rolling Stock - AO - Automobile - 100%
Rolling Stock - BU - Bus - 30%
Rolling Stock - CU - Cutaway - 30%
Rolling Stock - MV - Minivan - 40%
Rolling Stock - SV - Sports Utility Vehicle - 100%
Rolling Stock - VN - Van - 30%

Mode	Average Fleet Age in Years
Demand Response	5.2