

# 2022 Annual Agency Profile - Pratt County RSVP (NTD ID 70141)

**Mailing Address:** 303 S OAK  
PRATT, KS 67124-2724

**Website:** <http://www.prattcounty.org/index.aspx?nid=264>

## Service Consumed

Annual Unlinked Trips (UPT) 29,376

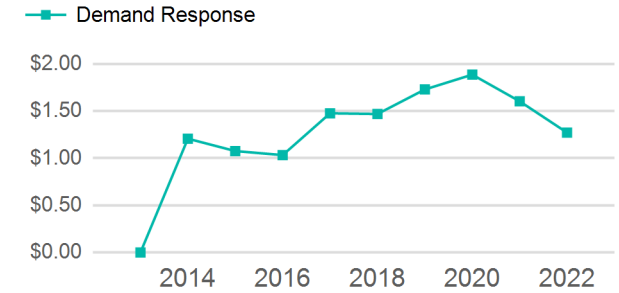
## Assets

Revenue Vehicles 6  
Service Vehicles 0  
Facilities 0

## Service Supplied

Annual Vehicle Revenue Miles (VRM) 82,222  
Annual Vehicle Revenue Hours (VRH) 5,942  
Vehicles Operated in Maximum Service (VOMS) 5

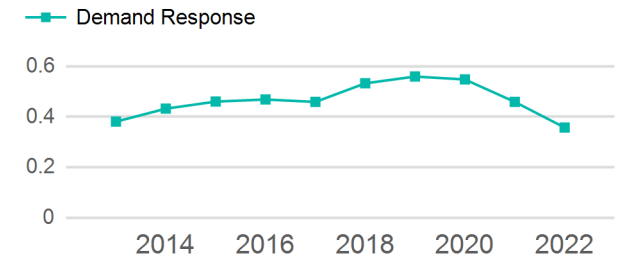
## Operating Expenses per Vehicle Revenue Mile



## Modal Characteristics

Mode	Annual Unlinked Passenger Trips	Directly Operated VOMS	Purchased Transportation VOMS	Annual Vehicle Revenue Miles	Annual Vehicle Revenue Hours
Demand Response	29,376	5	0	82,222	5,942
<b>Total</b>	<b>29,376</b>	<b>5</b>	<b>0</b>	<b>82,222</b>	<b>5,942</b>

## Unlinked Passenger Trip per Vehicle Revenue Mile



## Metrics

Mode	Service Efficiency		Service Effectiveness		
	OE per VRM	OE per VRH	UPT per VRM	UPT per VRH	OE per UPT
Demand Response	\$1.27	\$17.58	0.4	4.9	\$3.56
<b>Total</b>	<b>\$1.27</b>	<b>\$17.58</b>	<b>0.4</b>	<b>4.9</b>	<b>\$3.56</b>

# 2022 Annual Agency Profile - Pratt County RSVP (NTD ID 70141)

## 2022 Funding Breakdown

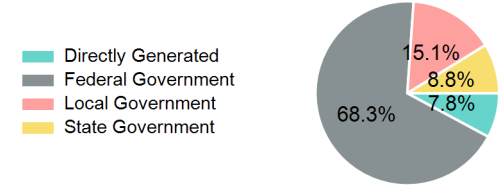
### Summary of Operating Expenses (OE)

Mode	Operating Expenses	Fare Revenues
Demand Response	\$104,480	\$8,185
<b>Total</b>	<b>\$104,480</b>	<b>\$8,185</b>

### Sources of Operating Funds Expended

Directly Generated	\$8,185
Federal Government	\$71,320
Local Government	\$15,795
State Government	\$9,180
<b>Total Operating Funds Expended</b>	<b>\$104,480</b>

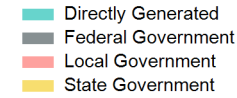
### Operating Funding Sources



### Capital Funding Sources

### Sources of Capital Funds Expended

Directly Generated	\$0
Federal Government	\$0
Local Government	\$0
State Government	\$0
<b>Total Capital Funds Expended</b>	<b>\$0</b>



## 2022 Asset Management

<b>Transit Asset Management (TAM) Tier</b>	Tier II	<b>TAM Sponsor NTD ID</b>	7R02
--	---------	---------------------------	------

### Metrics

### 2022 Performance Measure - Asset - 2023 Target (% not in State of Good Repair)

Equipment - Automobiles - 75%
Equipment - Trucks and other Rubber Tire Vehicles - 75%
Facility - Administrative / Maintenance Facilities - 25%
Facility - Passenger / Parking Facilities - 25%
Rolling Stock - BU - Bus - 25%
Rolling Stock - CU - Cutaway - 25%
Rolling Stock - MV - Minivan - 25%
Rolling Stock - VN - Van - 25%

Mode	Average Fleet Age in Years
Demand Response	4.7