

# 2022 Annual Agency Profile - Phelps County Senior Citizen (NTD ID 70182)

**Mailing Address:** 715 5TH AVE  
HOLDREGE, NE 68949-2200

**Website:** <https://www.visit37.com/transportation/>

## Service Consumed

**Annual Unlinked Trips (UPT)** 10,441

## Service Supplied

**Annual Vehicle Revenue Miles (VRM)** 22,849

**Annual Vehicle Revenue Hours (VRH)** 1,399

**Vehicles Operated in Maximum Service (VOMS)** 2

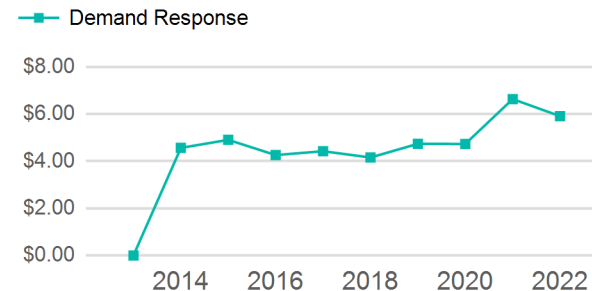
## Assets

**Revenue Vehicles** 4

**Service Vehicles** 0

**Facilities** 1

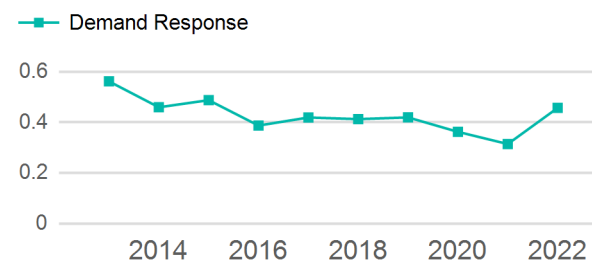
## Operating Expenses per Vehicle Revenue Mile



## Modal Characteristics

Mode	Annual Unlinked Passenger Trips	Directly Operated VOMS	Purchased Transportation VOMS	Annual Vehicle Revenue Miles	Annual Vehicle Revenue Hours
Demand Response	10,441	2	0	22,849	1,399
<b>Total</b>	<b>10,441</b>	<b>2</b>	<b>0</b>	<b>22,849</b>	<b>1,399</b>

## Unlinked Passenger Trip per Vehicle Revenue Mile



## Metrics

### Service Efficiency

### Service Effectiveness

Mode	OE per VRM	OE per VRH	UPT per VRM	UPT per VRH	OE per UPT
Demand Response	\$5.91	\$96.54	0.5	7.5	\$12.93
<b>Total</b>	<b>\$5.91</b>	<b>\$96.54</b>	<b>0.5</b>	<b>7.5</b>	<b>\$12.93</b>

# 2022 Annual Agency Profile - Phelps County Senior Citizen (NTD ID 70182)

## 2022 Funding Breakdown

### Summary of Operating Expenses (OE)

Mode	Operating Expenses	Fare Revenues
Demand Response	\$135,053	\$10,056
<b>Total</b>	<b>\$135,053</b>	<b>\$10,056</b>

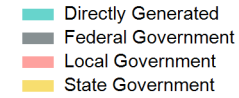
### Sources of Operating Funds Expended

Directly Generated	\$10,056
Federal Government	\$79,499
Local Government	\$23,806
State Government	\$21,692
<b>Total Operating Funds Expended</b>	<b>\$135,053</b>

### Operating Funding Sources



### Capital Funding Sources



### Sources of Capital Funds Expended

Directly Generated	\$0
Federal Government	\$0
Local Government	\$0
State Government	\$0
<b>Total Capital Funds Expended</b>	<b>\$0</b>

## 2022 Asset Management

**Transit Asset Management (TAM) Tier** Tier II **TAM Sponsor NTD ID** 7R04

### Metrics

#### 2022 Performance Measure - Asset - 2023 Target (% not in State of Good Repair)

Equipment - Trucks and other Rubber Tire Vehicles - 100%  
 Facility - Administrative / Maintenance Facilities - 0%  
 Rolling Stock - AO - Automobile - 100%  
 Rolling Stock - BU - Bus - 30%  
 Rolling Stock - CU - Cutaway - 30%  
 Rolling Stock - MV - Minivan - 40%  
 Rolling Stock - SV - Sports Utility Vehicle - 100%  
 Rolling Stock - VN - Van - 30%

Mode	Average Fleet Age in Years
Demand Response	8.0