

# 2022 Annual Agency Profile - Louisburg Area Senior Citizens, Inc. (NTD ID 70184)

**Mailing Address:** 504 S METCALF RD  
LOUISBURG, KS 66053-4034

**Website:** <https://www.louisburgkansas.gov/211/public-transportation>

## Service Consumed

Annual Unlinked Trips (UPT) 3,411

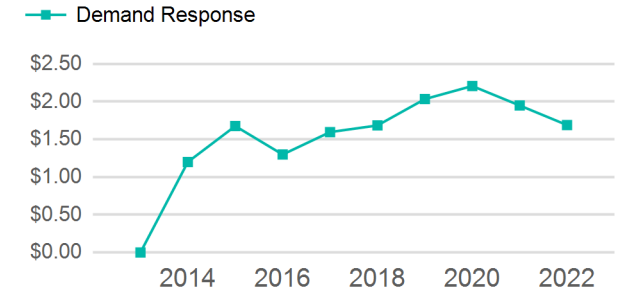
## Assets

Revenue Vehicles 4  
Service Vehicles 0  
Facilities 0

## Service Supplied

Annual Vehicle Revenue Miles (VRM) 41,134  
Annual Vehicle Revenue Hours (VRH) 1,101  
Vehicles Operated in Maximum Service (VOMS) 3

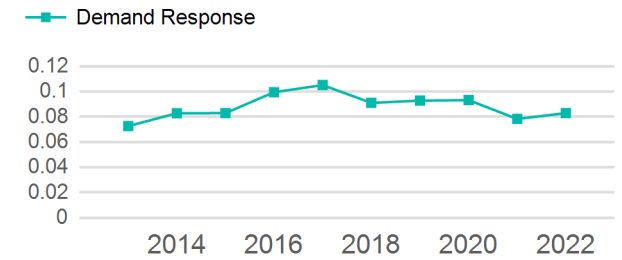
## Operating Expenses per Vehicle Revenue Mile



## Modal Characteristics

Mode	Annual Unlinked Passenger Trips	Directly Operated VOMS	Purchased Transportation VOMS	Annual Vehicle Revenue Miles	Annual Vehicle Revenue Hours
Demand Response	3,411	3	0	41,134	1,101
<b>Total</b>	<b>3,411</b>	<b>3</b>	<b>0</b>	<b>41,134</b>	<b>1,101</b>

## Unlinked Passenger Trip per Vehicle Revenue Mile



Mode	Service Efficiency		Service Effectiveness		
	OE per VRM	OE per VRH	UPT per VRM	UPT per VRH	OE per UPT
Demand Response	\$1.69	\$63.08	0.1	3.1	\$20.36
<b>Total</b>	<b>\$1.69</b>	<b>\$63.08</b>	<b>0.1</b>	<b>3.1</b>	<b>\$20.36</b>

# 2022 Annual Agency Profile - Louisburg Area Senior Citizens, Inc. (NTD ID 70184)

## 2022 Funding Breakdown

### Summary of Operating Expenses (OE)

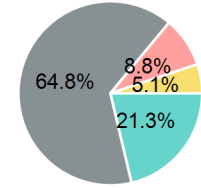
Mode	Operating Expenses	Fare Revenues
Demand Response	\$69,453	\$14,787
<b>Total</b>	<b>\$69,453</b>	<b>\$14,787</b>

### Sources of Operating Funds Expended

Directly Generated	\$14,787
Federal Government	\$44,980
Local Government	\$6,140
State Government	\$3,546
<b>Total Operating Funds Expended</b>	<b>\$69,453</b>

### Operating Funding Sources

■ Directly Generated  
■ Federal Government  
■ Local Government  
■ State Government



### Capital Funding Sources

■ Directly Generated  
■ Federal Government  
■ Local Government  
■ State Government

### Sources of Capital Funds Expended

Directly Generated	\$0
Federal Government	\$0
Local Government	\$0
State Government	\$0
<b>Total Capital Funds Expended</b>	<b>\$0</b>

## 2022 Asset Management

<b>Transit Asset Management (TAM) Tier</b>	Tier II	<b>TAM Sponsor NTD ID</b>	7R02
--	---------	---------------------------	------

### Metrics

#### 2022 Performance Measure - Asset - 2023 Target (% not in State of Good Repair)

Equipment - Automobiles - 75%  
 Equipment - Trucks and other Rubber Tire Vehicles - 75%  
 Facility - Administrative / Maintenance Facilities - 25%  
 Facility - Passenger / Parking Facilities - 25%  
 Rolling Stock - BU - Bus - 25%  
 Rolling Stock - CU - Cutaway - 25%  
 Rolling Stock - MV - Minivan - 25%  
 Rolling Stock - VN - Van - 25%

Mode	Average Fleet Age in Years
Demand Response	9.0