

# 2022 Annual Agency Profile - Republic County Transportation (NTD ID 70196)

**Mailing Address:** 1815 M ST  
BELLEVILLE, KS 66935-2202

**Website:** <http://www.republiccountykansas.com/website-coordinates-transportation/>

## Service Consumed

**Annual Unlinked Trips (UPT)** 15,154

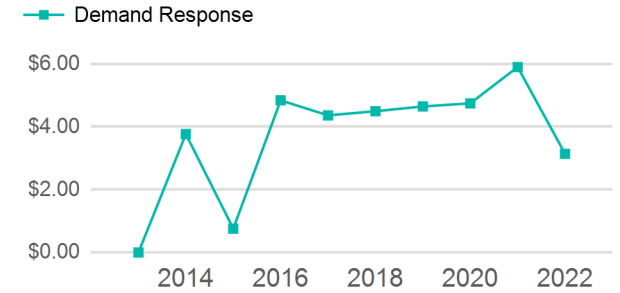
## Service Supplied

**Annual Vehicle Revenue Miles (VRM)** 14,858

**Annual Vehicle Revenue Hours (VRH)** 1,582

**Vehicles Operated in Maximum Service (VOMS)** 2

## Operating Expenses per Vehicle Revenue Mile



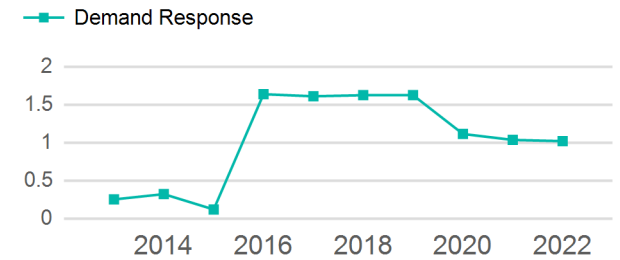
## Assets

**Revenue Vehicles** 2  
**Service Vehicles** 0  
**Facilities** 0

## Modal Characteristics

Mode	Annual Unlinked Passenger Trips	Directly Operated VOMS	Purchased Transportation VOMS	Annual Vehicle Revenue Miles	Annual Vehicle Revenue Hours
Demand Response	15,154	2	0	14,858	1,582
<b>Total</b>	<b>15,154</b>	<b>2</b>	<b>0</b>	<b>14,858</b>	<b>1,582</b>

## Unlinked Passenger Trip per Vehicle Revenue Mile



Mode	Service Efficiency		Service Effectiveness		
	OE per VRM	OE per VRH	UPT per VRM	UPT per VRH	OE per UPT
Demand Response	\$3.14	\$29.47	1.0	9.6	\$3.08
<b>Total</b>	<b>\$3.14</b>	<b>\$29.47</b>	<b>1.0</b>	<b>9.6</b>	<b>\$3.08</b>

# 2022 Annual Agency Profile - Republic County Transportation (NTD ID 70196)

## 2022 Funding Breakdown

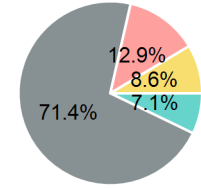
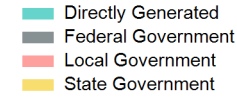
### Summary of Operating Expenses (OE)

Mode	Operating Expenses	Fare Revenues
Demand Response	\$46,621	\$3,332
<b>Total</b>	<b>\$46,621</b>	<b>\$3,332</b>

### Sources of Operating Funds Expended

Directly Generated	\$3,332
Federal Government	\$33,299
Local Government	\$5,994
State Government	\$3,996
<b>Total Operating Funds Expended</b>	<b>\$46,621</b>

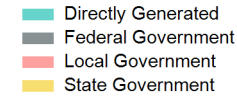
### Operating Funding Sources



### Capital Funding Sources

### Sources of Capital Funds Expended

Directly Generated	\$0
Federal Government	\$0
Local Government	\$0
State Government	\$0
<b>Total Capital Funds Expended</b>	<b>\$0</b>



## 2022 Asset Management

<b>Transit Asset Management (TAM) Tier</b>	Tier II	<b>TAM Sponsor NTD ID</b>	7R02
--	---------	---------------------------	------

### Metrics

### 2022 Performance Measure - Asset - 2023 Target (% not in State of Good Repair)

Equipment - Automobiles - 75%  
 Equipment - Trucks and other Rubber Tire Vehicles - 75%  
 Facility - Administrative / Maintenance Facilities - 25%  
 Facility - Passenger / Parking Facilities - 25%  
 Rolling Stock - BU - Bus - 25%  
 Rolling Stock - CU - Cutaway - 25%  
 Rolling Stock - MV - Minivan - 25%  
 Rolling Stock - VN - Van - 25%

Mode	Average Fleet Age in Years
Demand Response	10.5