

2022 Annual Agency Profile - Harlan Co. Public Transit (NTD ID 70198)

Mailing Address: 706 2ND ST
ALMA, NE 68920-4500

Website: <https://m.facebook.com/pages/category/transportation-service/harlan-county-senior-center-public-transit-1571879696210463/>

Service Consumed

Annual Unlinked Trips (UPT) 2,725

Service Supplied

Annual Vehicle Revenue Miles (VRM) 22,930

Annual Vehicle Revenue Hours (VRH) 1,183

Vehicles Operated in Maximum Service (VOMS) 2

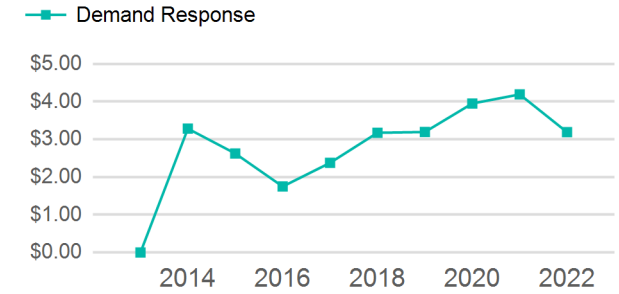
Assets

Revenue Vehicles 3

Service Vehicles 0

Facilities 0

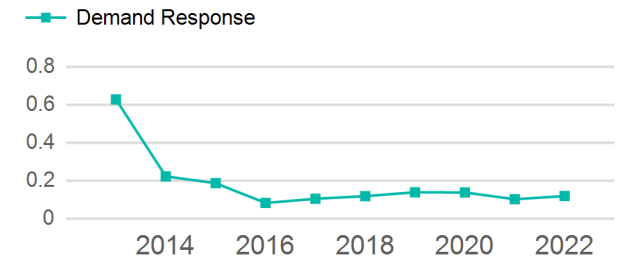
Operating Expenses per Vehicle Revenue Mile



Modal Characteristics

Mode	Annual Unlinked Passenger Trips	Directly Operated VOMS	Purchased Transportation VOMS	Annual Vehicle Revenue Miles	Annual Vehicle Revenue Hours
Demand Response	2,725	2	0	22,930	1,183
Total	2,725	2	0	22,930	1,183

Unlinked Passenger Trip per Vehicle Revenue Mile



Metrics

Service Efficiency

Service Effectiveness

Mode	OE per VRM	OE per VRH	UPT per VRM	UPT per VRH	OE per UPT
Demand Response	\$3.19	\$61.80	0.1	2.3	\$26.83
Total	\$3.19	\$61.80	0.1	2.3	\$26.83

2022 Annual Agency Profile - Harlan Co. Public Transit (NTD ID 70198)

2022 Funding Breakdown

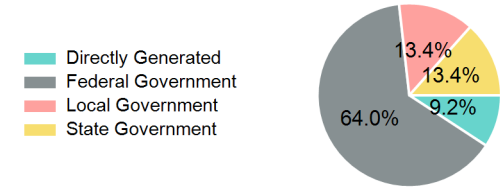
Summary of Operating Expenses (OE)

Mode	Operating Expenses	Fare Revenues
Demand Response	\$73,110	\$6,734
Total	\$73,110	\$6,734

Sources of Operating Funds Expended

Directly Generated	\$6,734
Federal Government	\$46,791
Local Government	\$9,796
State Government	\$9,789
Total Operating Funds Expended	\$73,110

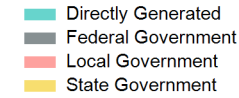
Operating Funding Sources



Capital Funding Sources

Sources of Capital Funds Expended

Directly Generated	\$0
Federal Government	\$0
Local Government	\$0
State Government	\$0
Total Capital Funds Expended	\$0



2022 Asset Management

Transit Asset Management (TAM) Tier	Tier II	TAM Sponsor NTD ID	7R04
--	---------	---------------------------	------

Metrics

2022 Performance Measure - Asset - 2023 Target (% not in State of Good Repair)

Equipment - Trucks and other Rubber Tire Vehicles - 100%
Facility - Administrative / Maintenance Facilities - 0%
Rolling Stock - AO - Automobile - 100%
Rolling Stock - BU - Bus - 30%
Rolling Stock - CU - Cutaway - 30%
Rolling Stock - MV - Minivan - 40%
Rolling Stock - SV - Sports Utility Vehicle - 100%
Rolling Stock - VN - Van - 30%

Mode	Average Fleet Age in Years
Demand Response	3.0