

2022 Annual Agency Profile - Logan County Hospital (NTD ID 70199)

Mailing Address: 211 CHERRY AVE
OAKLEY, KS 67748-1218

Website: <https://logancountyhospital.org/>

Service Consumed

Annual Unlinked Trips (UPT) 4,115

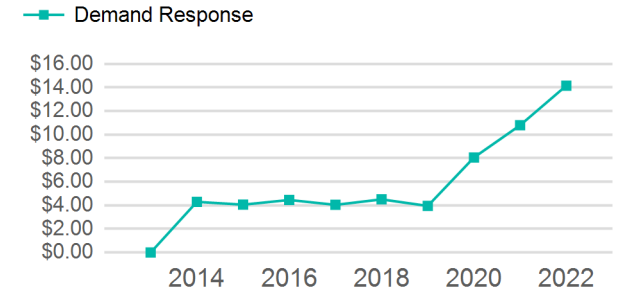
Assets

Revenue Vehicles 1
Service Vehicles 0
Facilities 0

Service Supplied

Annual Vehicle Revenue Miles (VRM) 2,778
Annual Vehicle Revenue Hours (VRH) 315
Vehicles Operated in Maximum Service (VOMS) 1

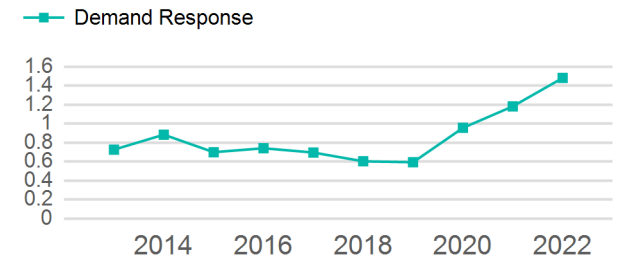
Operating Expenses per Vehicle Revenue Mile



Modal Characteristics

Mode	Annual Unlinked Passenger Trips	Directly Operated VOMS	Purchased Transportation VOMS	Annual Vehicle Revenue Miles	Annual Vehicle Revenue Hours
Demand Response	4,115	1	0	2,778	315
Total	4,115	1	0	2,778	315

Unlinked Passenger Trip per Vehicle Revenue Mile



Mode	Service Efficiency		Service Effectiveness		
	OE per VRM	OE per VRH	UPT per VRM	UPT per VRH	OE per UPT
Demand Response	\$14.15	\$124.82	1.5	13.1	\$9.56
Total	\$14.15	\$124.82	1.5	13.1	\$9.56

2022 Annual Agency Profile - Logan County Hospital (NTD ID 70199)

2022 Funding Breakdown

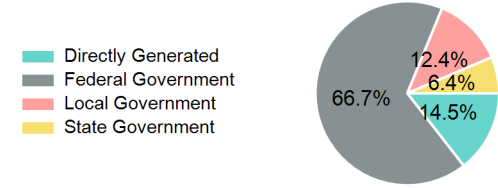
Summary of Operating Expenses (OE)

Mode	Operating Expenses	Fare Revenues
Demand Response	\$39,319	\$5,683
Total	\$39,319	\$5,683

Sources of Operating Funds Expended

Directly Generated	\$5,683
Federal Government	\$26,243
Local Government	\$4,872
State Government	\$2,521
Total Operating Funds Expended	\$39,319

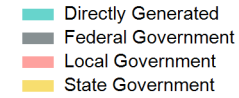
Operating Funding Sources



Capital Funding Sources

Sources of Capital Funds Expended

Directly Generated	\$0
Federal Government	\$0
Local Government	\$0
State Government	\$0
Total Capital Funds Expended	\$0



2022 Asset Management

Transit Asset Management (TAM) Tier	Tier II	TAM Sponsor NTD ID	7R02
--	---------	---------------------------	------

Metrics

2022 Performance Measure - Asset - 2023 Target (% not in State of Good Repair)

Equipment - Automobiles - 75%
 Equipment - Trucks and other Rubber Tire Vehicles - 75%
 Facility - Administrative / Maintenance Facilities - 25%
 Facility - Passenger / Parking Facilities - 25%
 Rolling Stock - BU - Bus - 25%
 Rolling Stock - CU - Cutaway - 25%
 Rolling Stock - MV - Minivan - 25%
 Rolling Stock - VN - Van - 25%

Mode	Average Fleet Age in Years
Demand Response	7.0