

# 2022 Annual Agency Profile - Kimball County Public Transit (NTD ID 70200)

**Mailing Address:** 114 E 3RD ST STE 6  
KIMBALL, NE 69145-1456

**Website:** <https://www.facebook.com/kctsne/>

## Service Consumed

**Annual Unlinked Trips (UPT)** 26,446

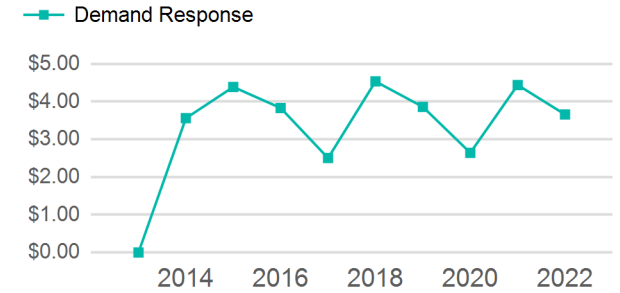
## Assets

**Revenue Vehicles** 14  
**Service Vehicles** 0  
**Facilities** 1

## Service Supplied

**Annual Vehicle Revenue Miles (VRM)** 341,796  
**Annual Vehicle Revenue Hours (VRH)** 15,233  
**Vehicles Operated in Maximum Service (VOMS)** 12

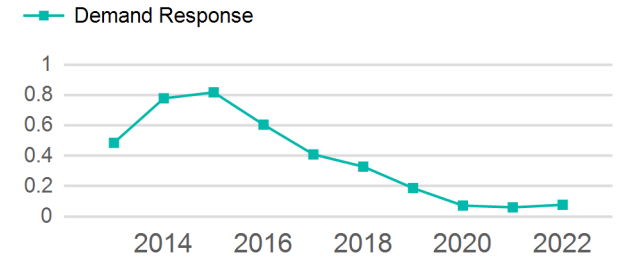
## Operating Expenses per Vehicle Revenue Mile



## Modal Characteristics

Mode	Annual Unlinked Passenger Trips	Directly Operated VOMS	Purchased Transportation VOMS	Annual Vehicle Revenue Miles	Annual Vehicle Revenue Hours
Demand Response	26,446	12	0	341,796	15,233
<b>Total</b>	<b>26,446</b>	<b>12</b>	<b>0</b>	<b>341,796</b>	<b>15,233</b>

## Unlinked Passenger Trip per Vehicle Revenue Mile



Mode	Service Efficiency		Service Effectiveness		
	OE per VRM	OE per VRH	UPT per VRM	UPT per VRH	OE per UPT
Demand Response	\$3.66	\$82.07	0.1	1.7	\$47.27
<b>Total</b>	<b>\$3.66</b>	<b>\$82.07</b>	<b>0.1</b>	<b>1.7</b>	<b>\$47.27</b>

# 2022 Annual Agency Profile - Kimball County Public Transit (NTD ID 70200)

## 2022 Funding Breakdown

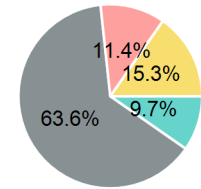
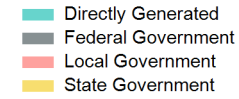
### Summary of Operating Expenses (OE)

Mode	Operating Expenses	Fare Revenues
Demand Response	\$1,250,233	\$120,853
<b>Total</b>	<b>\$1,250,233</b>	<b>\$120,853</b>

### Sources of Operating Funds Expended

Directly Generated	\$120,853
Federal Government	\$795,452
Local Government	\$143,000
State Government	\$190,928
<b>Total Operating Funds Expended</b>	<b>\$1,250,233</b>

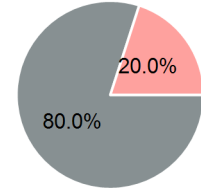
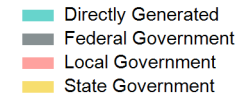
### Operating Funding Sources



### Sources of Capital Funds Expended

Directly Generated	\$0
Federal Government	\$12,198
Local Government	\$3,050
State Government	\$0
<b>Total Capital Funds Expended</b>	<b>\$15,248</b>

### Capital Funding Sources



## 2022 Asset Management

<b>Transit Asset Management (TAM) Tier</b>	Tier II	<b>TAM Sponsor NTD ID</b>	7R04
--	---------	---------------------------	------

### Metrics

#### 2022 Performance Measure - Asset - 2023 Target (% not in State of Good Repair)

Equipment - Trucks and other Rubber Tire Vehicles - 100%
Facility - Administrative / Maintenance Facilities - 0%
Rolling Stock - AO - Automobile - 100%
Rolling Stock - BU - Bus - 30%
Rolling Stock - CU - Cutaway - 30%
Rolling Stock - MV - Minivan - 40%
Rolling Stock - SV - Sports Utility Vehicle - 100%
Rolling Stock - VN - Van - 30%

Mode	Average Fleet Age in Years
Demand Response	7.5