

# 2022 Annual Agency Profile - Wolf Memorial Good Samaritan Center (NTD ID 70202)

**Mailing Address:** 1222 S 7TH ST  
ALBION, NE 68620-1716

**Website:**

## Service Consumed

**Annual Unlinked Trips (UPT)** 1,952

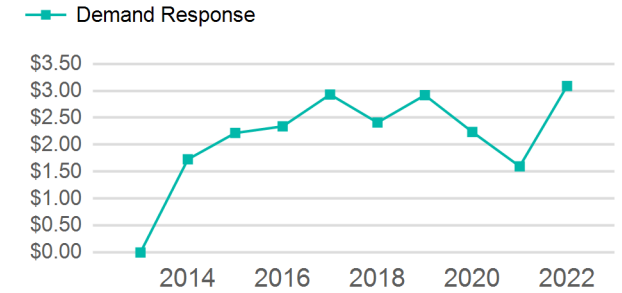
## Assets

**Revenue Vehicles** 2  
**Service Vehicles** 0  
**Facilities** 0

## Service Supplied

**Annual Vehicle Revenue Miles (VRM)** 10,410  
**Annual Vehicle Revenue Hours (VRH)** 1,019  
**Vehicles Operated in Maximum Service (VOMS)** 2

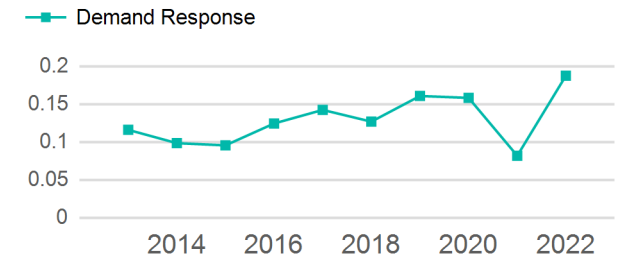
## Operating Expenses per Vehicle Revenue Mile



## Modal Characteristics

Mode	Annual Unlinked Passenger Trips	Directly Operated VOMS	Purchased Transportation VOMS	Annual Vehicle Revenue Miles	Annual Vehicle Revenue Hours
Demand Response	1,952	2	0	10,410	1,019
<b>Total</b>	<b>1,952</b>	<b>2</b>	<b>0</b>	<b>10,410</b>	<b>1,019</b>

## Unlinked Passenger Trip per Vehicle Revenue Mile



Mode	Service Efficiency		Service Effectiveness		
	OE per VRM	OE per VRH	UPT per VRM	UPT per VRH	OE per UPT
Demand Response	\$3.09	\$31.57	0.2	1.9	\$16.48
<b>Total</b>	<b>\$3.09</b>	<b>\$31.57</b>	<b>0.2</b>	<b>1.9</b>	<b>\$16.48</b>

# 2022 Annual Agency Profile - Wolf Memorial Good Samaritan Center (NTD ID 70202)

## 2022 Funding Breakdown

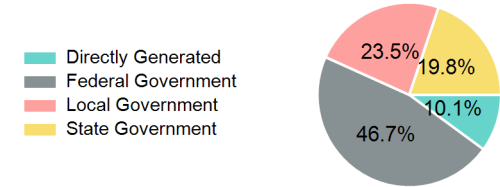
### Summary of Operating Expenses (OE)

Mode	Operating Expenses	Fare Revenues
Demand Response	\$32,169	\$3,233
<b>Total</b>	<b>\$32,169</b>	<b>\$3,233</b>

### Sources of Operating Funds Expended

Directly Generated	\$3,233
Federal Government	\$15,010
Local Government	\$7,548
State Government	\$6,378
<b>Total Operating Funds Expended</b>	<b>\$32,169</b>

### Operating Funding Sources



### Capital Funding Sources

### Sources of Capital Funds Expended

Directly Generated	\$0
Federal Government	\$0
Local Government	\$0
State Government	\$0
<b>Total Capital Funds Expended</b>	<b>\$0</b>



## 2022 Asset Management

<b>Transit Asset Management (TAM) Tier</b>	Tier II	<b>TAM Sponsor NTD ID</b>	7R04
--	---------	---------------------------	------

### Metrics

### 2022 Performance Measure - Asset - 2023 Target (% not in State of Good Repair)

Equipment - Trucks and other Rubber Tire Vehicles - 100%
Facility - Administrative / Maintenance Facilities - 0%
Rolling Stock - AO - Automobile - 100%
Rolling Stock - BU - Bus - 30%
Rolling Stock - CU - Cutaway - 30%
Rolling Stock - MV - Minivan - 40%
Rolling Stock - SV - Sports Utility Vehicle - 100%
Rolling Stock - VN - Van - 30%

Mode	Average Fleet Age in Years
Demand Response	8.5