

2022 Annual Agency Profile - Anderson County Council on Aging (NTD ID 70204)

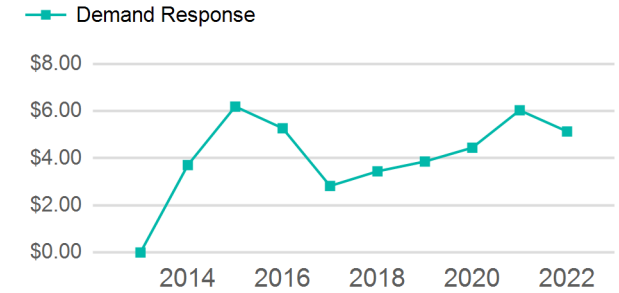
Mailing Address: 100 E 4TH AVE
GARNETT, KS 66032-1500

Website: <http://www.anderson-county.com/anderson-county-office-on-aging-senior-center/>

Service Consumed

Annual Unlinked Trips (UPT) 7,002

Operating Expenses per Vehicle Revenue Mile



Assets

Revenue Vehicles 2
Service Vehicles 0
Facilities 0

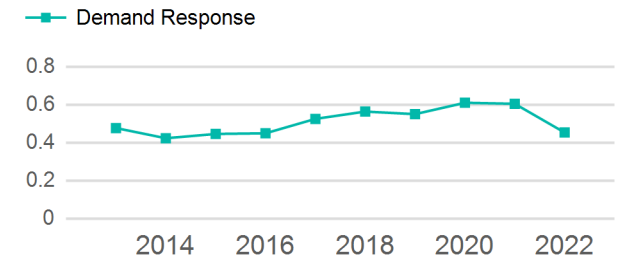
Service Supplied

Annual Vehicle Revenue Miles (VRM) 15,449
Annual Vehicle Revenue Hours (VRH) 2,044
Vehicles Operated in Maximum Service (VOMS) 2

Modal Characteristics

Mode	Annual Unlinked Passenger Trips	Directly Operated VOMS	Purchased Transportation VOMS	Annual Vehicle Revenue Miles	Annual Vehicle Revenue Hours
Demand Response	7,002	2	0	15,449	2,044
Total	7,002	2	0	15,449	2,044

Unlinked Passenger Trip per Vehicle Revenue Mile



Mode	Service Efficiency		Service Effectiveness		
	OE per VRM	OE per VRH	UPT per VRM	UPT per VRH	OE per UPT
Demand Response	\$5.13	\$38.80	0.5	3.4	\$11.33
Total	\$5.13	\$38.80	0.5	3.4	\$11.33

2022 Annual Agency Profile - Anderson County Council on Aging (NTD ID 70204)

2022 Funding Breakdown

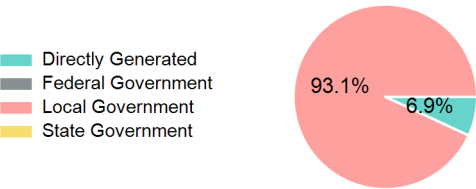
Summary of Operating Expenses (OE)

Sources of Operating Funds Expended

Operating Funding Sources

Mode	Operating Expenses	Fare Revenues
Demand Response	\$79,308	\$5,451
Total	\$79,308	\$5,451

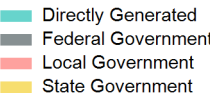
Directly Generated	\$5,451
Federal Government	\$0
Local Government	\$73,857
State Government	\$0
Total Operating Funds Expended	\$79,308



Capital Funding Sources

Sources of Capital Funds Expended

Directly Generated	\$0
Federal Government	\$0
Local Government	\$0
State Government	\$0
Total Capital Funds Expended	\$0



2022 Asset Management

Transit Asset Management (TAM) Tier	Tier II	TAM Sponsor NTD ID	7R02
-------------------------------------	---------	--------------------	------

Metrics

2022 Performance Measure - Asset - 2023 Target
(% not in State of Good Repair)

Equipment - Automobiles - 75%
Equipment - Trucks and other Rubber Tire Vehicles - 75%
Facility - Administrative / Maintenance Facilities - 25%
Facility - Passenger / Parking Facilities - 25%
Rolling Stock - BU - Bus - 25%
Rolling Stock - CU - Cutaway - 25%
Rolling Stock - MV - Minivan - 25%
Rolling Stock - VN - Van - 25%

Mode	Average Fleet Age in Years
Demand Response	7.0