

2022 Annual Agency Profile - Marshall County Agency on Aging (NTD ID 70208)

Mailing Address: 111 S 8TH ST
MARYSVILLE, KS 66508-1899

Website: <http://www.ks-marshall.manatron.com/>

Service Consumed

Annual Unlinked Trips (UPT) 6,255

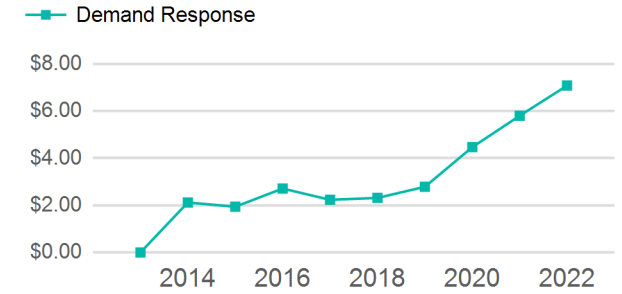
Service Supplied

Annual Vehicle Revenue Miles (VRM) 51,177

Annual Vehicle Revenue Hours (VRH) 2,965

Vehicles Operated in Maximum Service (VOMS) 4

Operating Expenses per Vehicle Revenue Mile



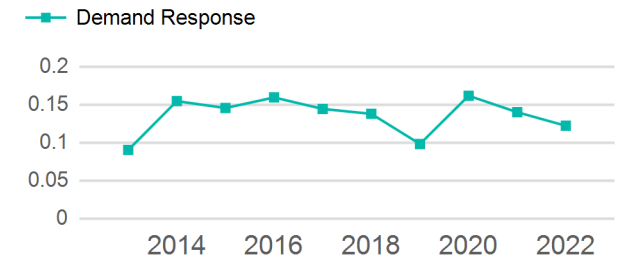
Assets

Revenue Vehicles 4
Service Vehicles 0
Facilities 0

Modal Characteristics

Mode	Annual Unlinked Passenger Trips	Directly Operated VOMS	Purchased Transportation VOMS	Annual Vehicle Revenue Miles	Annual Vehicle Revenue Hours
Demand Response	6,255	4	0	51,177	2,965
Total	6,255	4	0	51,177	2,965

Unlinked Passenger Trip per Vehicle Revenue Mile



Metrics

Service Efficiency

Service Effectiveness

Mode	OE per VRM	OE per VRH	UPT per VRM	UPT per VRH	OE per UPT
Demand Response	\$7.08	\$122.17	0.1	2.1	\$57.91
Total	\$7.08	\$122.17	0.1	2.1	\$57.91

2022 Annual Agency Profile - Marshall County Agency on Aging (NTD ID 70208)

2022 Funding Breakdown

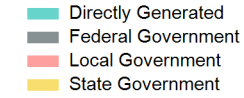
Summary of Operating Expenses (OE)

Mode	Operating Expenses	Fare Revenues
Demand Response	\$362,229	\$16,137
Total	\$362,229	\$16,137

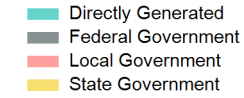
Sources of Operating Funds Expended

Directly Generated	\$16,137
Federal Government	\$294,961
Local Government	\$34,670
State Government	\$16,461
Total Operating Funds Expended	\$362,229

Operating Funding Sources



Capital Funding Sources



Sources of Capital Funds Expended

Directly Generated	\$0
Federal Government	\$0
Local Government	\$0
State Government	\$0
Total Capital Funds Expended	\$0

2022 Asset Management

Transit Asset Management (TAM) Tier	Tier II	TAM Sponsor NTD ID	7R02
--	---------	---------------------------	------

Metrics

2022 Performance Measure - Asset - 2023 Target (% not in State of Good Repair)

Equipment - Automobiles - 75%
 Equipment - Trucks and other Rubber Tire Vehicles - 75%
 Facility - Administrative / Maintenance Facilities - 25%
 Facility - Passenger / Parking Facilities - 25%
 Rolling Stock - BU - Bus - 25%
 Rolling Stock - CU - Cutaway - 25%
 Rolling Stock - MV - Minivan - 25%
 Rolling Stock - VN - Van - 25%

Mode	Average Fleet Age in Years
Demand Response	5.3