

2022 Annual Agency Profile - Four County Mental Health, Inc. (NTD ID 70209)

Mailing Address: 3354 HWY 160
INDEPENDENCE, KS 67301-7841

Website: <http://www.fourcounty.com>

Service Consumed

Annual Unlinked Trips (UPT) 39,781

Service Supplied

Annual Vehicle Revenue Miles (VRM) 657,792

Annual Vehicle Revenue Hours (VRH) 31,365

Vehicles Operated in Maximum Service (VOMS) 25

Assets

Revenue Vehicles 26
Service Vehicles 0
Facilities 0

Modal Characteristics

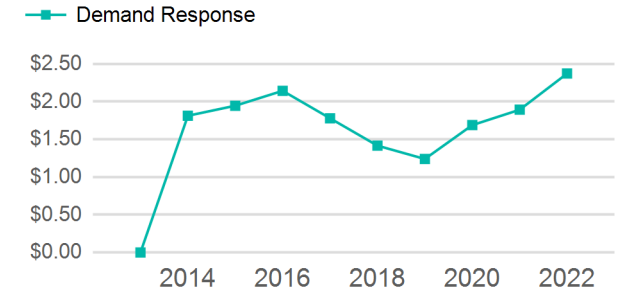
Mode	Annual Unlinked Passenger Trips	Directly Operated VOMS	Purchased Transportation VOMS	Annual Vehicle Revenue Miles	Annual Vehicle Revenue Hours
Demand Response	39,781	25	0	657,792	31,365
Total	39,781	25	0	657,792	31,365

Service Efficiency

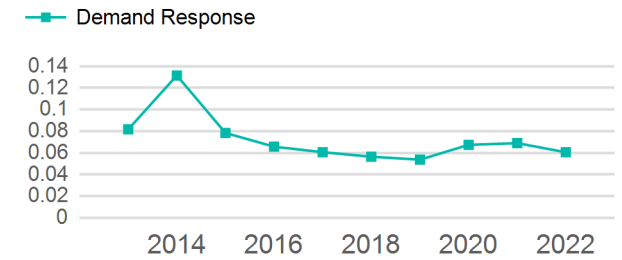
Service Effectiveness

Mode	OE per VRM	OE per VRH	UPT per VRM	UPT per VRH	OE per UPT
Demand Response	\$2.37	\$49.75	0.1	1.3	\$39.22
Total	\$2.37	\$49.75	0.1	1.3	\$39.22

Operating Expenses per Vehicle Revenue Mile



Unlinked Passenger Trip per Vehicle Revenue Mile



2022 Annual Agency Profile - Four County Mental Health, Inc. (NTD ID 70209)

2022 Funding Breakdown

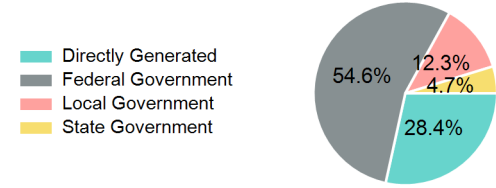
Summary of Operating Expenses (OE)

Mode	Operating Expenses	Fare Revenues
Demand Response	\$1,560,259	\$443,883
Total	\$1,560,259	\$443,883

Sources of Operating Funds Expended

Directly Generated	\$443,883
Federal Government	\$851,296
Local Government	\$191,144
State Government	\$73,936
Total Operating Funds Expended	\$1,560,259

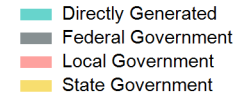
Operating Funding Sources



Capital Funding Sources

Sources of Capital Funds Expended

Directly Generated	\$0
Federal Government	\$0
Local Government	\$0
State Government	\$0
Total Capital Funds Expended	\$0



2022 Asset Management

Transit Asset Management (TAM) Tier	Tier II	TAM Sponsor NTD ID	7R02
--	---------	---------------------------	------

Metrics

2022 Performance Measure - Asset - 2023 Target (% not in State of Good Repair)

Equipment - Automobiles - 75%
Equipment - Trucks and other Rubber Tire Vehicles - 75%
Facility - Administrative / Maintenance Facilities - 25%
Facility - Passenger / Parking Facilities - 25%
Rolling Stock - BU - Bus - 25%
Rolling Stock - CU - Cutaway - 25%
Rolling Stock - MV - Minivan - 25%
Rolling Stock - VN - Van - 25%

Mode	Average Fleet Age in Years
Demand Response	5.7