

2022 Annual Agency Profile - Senior Information Center York (NTD ID 70223)

Mailing Address: 510 N LINCOLN AVE
YORK, NE 68467-2945

Website: <https://www.yorkcounty.ne.gov/aging---transportation.html>

Service Consumed

Annual Unlinked Trips (UPT) 10,351

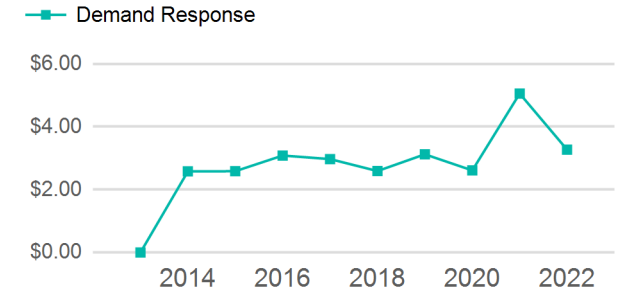
Assets

Revenue Vehicles 7
Service Vehicles 0
Facilities 0

Service Supplied

Annual Vehicle Revenue Miles (VRM) 67,127
Annual Vehicle Revenue Hours (VRH) 4,772
Vehicles Operated in Maximum Service (VOMS) 4

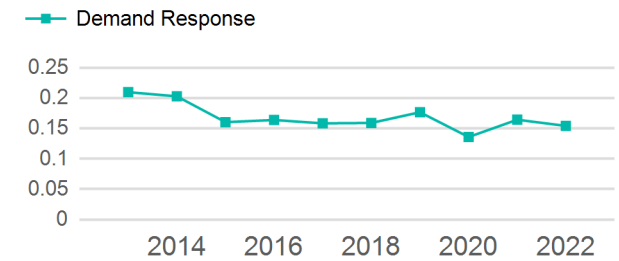
Operating Expenses per Vehicle Revenue Mile



Modal Characteristics

Mode	Annual Unlinked Passenger Trips	Directly Operated VOMS	Purchased Transportation VOMS	Annual Vehicle Revenue Miles	Annual Vehicle Revenue Hours
Demand Response	10,351	4	0	67,127	4,772
Total	10,351	4	0	67,127	4,772

Unlinked Passenger Trip per Vehicle Revenue Mile



Metrics

Mode	Service Efficiency		Service Effectiveness		
	OE per VRM	OE per VRH	UPT per VRM	UPT per VRH	OE per UPT
Demand Response	\$3.27	\$46.00	0.2	2.2	\$21.21
Total	\$3.27	\$46.00	0.2	2.2	\$21.21

2022 Annual Agency Profile - Senior Information Center York (NTD ID 70223)

2022 Funding Breakdown

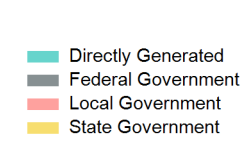
Summary of Operating Expenses (OE)

Mode	Operating Expenses	Fare Revenues
Demand Response	\$219,519	\$15,298
Total	\$219,519	\$15,298

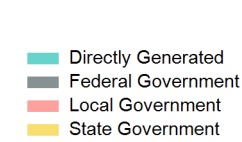
Sources of Operating Funds Expended

Directly Generated	\$15,298
Federal Government	\$118,711
Local Government	\$41,140
State Government	\$44,370
Total Operating Funds Expended	\$219,519

Operating Funding Sources



Capital Funding Sources



Sources of Capital Funds Expended

Directly Generated	\$0
Federal Government	\$58,515
Local Government	\$0
State Government	\$0
Total Capital Funds Expended	\$58,515

2022 Asset Management

Transit Asset Management (TAM) Tier	Tier II	TAM Sponsor NTD ID	7R04
--	---------	---------------------------	------

Metrics

2022 Performance Measure - Asset - 2023 Target (% not in State of Good Repair)

Equipment - Trucks and other Rubber Tire Vehicles - 100%
Facility - Administrative / Maintenance Facilities - 0%
Rolling Stock - AO - Automobile - 100%
Rolling Stock - BU - Bus - 30%
Rolling Stock - CU - Cutaway - 30%
Rolling Stock - MV - Minivan - 40%
Rolling Stock - SV - Sports Utility Vehicle - 100%
Rolling Stock - VN - Van - 30%

Mode	Average Fleet Age in Years
Demand Response	8.0