

# 2022 Annual Agency Profile - Clay County Task Force (NTD ID 70250)

**Mailing Address:** 1619 3RD ST  
CLAY CENTER, KS 67432-1605

**Website:**

## Service Consumed

**Annual Unlinked Trips (UPT)** 3,240

## Service Supplied

**Annual Vehicle Revenue Miles (VRM)** 12,467

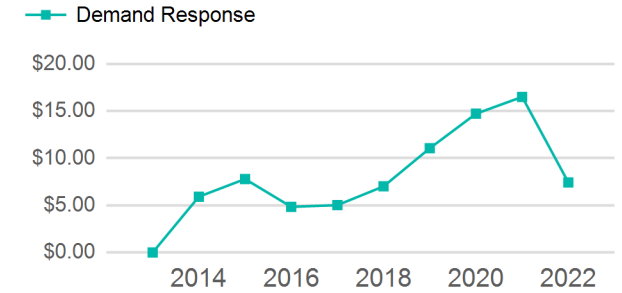
**Annual Vehicle Revenue Hours (VRH)** 692

**Vehicles Operated in Maximum Service (VOMS)** 3

## Assets

**Revenue Vehicles** 3  
**Service Vehicles** 0  
**Facilities** 0

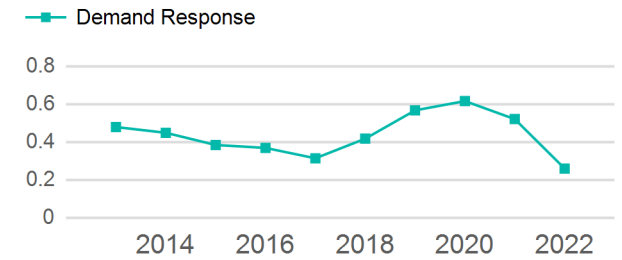
## Operating Expenses per Vehicle Revenue Mile



## Modal Characteristics

Mode	Annual Unlinked Passenger Trips	Directly Operated VOMS	Purchased Transportation VOMS	Annual Vehicle Revenue Miles	Annual Vehicle Revenue Hours
Demand Response	3,240	3	0	12,467	692
<b>Total</b>	<b>3,240</b>	<b>3</b>	<b>0</b>	<b>12,467</b>	<b>692</b>

## Unlinked Passenger Trip per Vehicle Revenue Mile



Mode	Service Efficiency		Service Effectiveness		
	OE per VRM	OE per VRH	UPT per VRM	UPT per VRH	OE per UPT
Demand Response	\$7.43	\$133.89	0.3	4.7	\$28.60
<b>Total</b>	<b>\$7.43</b>	<b>\$133.89</b>	<b>0.3</b>	<b>4.7</b>	<b>\$28.60</b>

# 2022 Annual Agency Profile - Clay County Task Force (NTD ID 70250)

## 2022 Funding Breakdown

### Summary of Operating Expenses (OE)

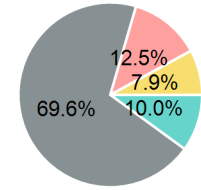
Mode	Operating Expenses	Fare Revenues
Demand Response	\$92,652	\$9,247
<b>Total</b>	<b>\$92,652</b>	<b>\$9,247</b>

### Sources of Operating Funds Expended

Directly Generated	\$9,247
Federal Government	\$64,445
Local Government	\$11,624
State Government	\$7,336
<b>Total Operating Funds Expended</b>	<b>\$92,652</b>

### Operating Funding Sources

- Directly Generated
- Federal Government
- Local Government
- State Government



### Capital Funding Sources

- Directly Generated
- Federal Government
- Local Government
- State Government

### Sources of Capital Funds Expended

Directly Generated	\$0
Federal Government	\$0
Local Government	\$0
State Government	\$0
<b>Total Capital Funds Expended</b>	<b>\$0</b>

## 2022 Asset Management

<b>Transit Asset Management (TAM) Tier</b>	Tier II	<b>TAM Sponsor NTD ID</b>	7R02
--	---------	---------------------------	------

### Metrics

#### 2022 Performance Measure - Asset - 2023 Target (% not in State of Good Repair)

- Equipment - Automobiles - 75%
- Equipment - Trucks and other Rubber Tire Vehicles - 75%
- Facility - Administrative / Maintenance Facilities - 25%
- Facility - Passenger / Parking Facilities - 25%
- Rolling Stock - BU - Bus - 25%
- Rolling Stock - CU - Cutaway - 25%
- Rolling Stock - MV - Minivan - 25%
- Rolling Stock - VN - Van - 25%

Mode	Average Fleet Age in Years
Demand Response	7.3