

2022 Annual Agency Profile - Sac and Fox Nation of Missouri (NTD ID 70273)

Mailing Address: 305 N MAIN ST
 HIAWATHA, KS 66434-8122

Website:

Geographic Coverage

Primary Urbanized/Rural Area Kansas Non-UZA
Other Areas Served: Missouri Non-UZA, Nebraska Non-UZA

Assets

Revenue Vehicles 2
Service Vehicles 0
Facilities 0

Service Consumed

Annual Unlinked Trips (UPT) 490

Service Supplied

Annual Vehicle Revenue Miles (VRM) 15,976
Annual Vehicle Revenue Hours (VRH) 548
Vehicles Operated in Maximum Service (VOMS) 2

Modal Characteristics

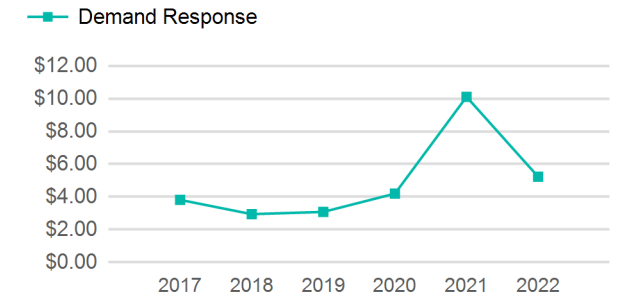
Mode	Annual Unlinked Passenger Trips	Directly Operated VOMS	Purchased Transportation VOMS	Annual Vehicle Revenue Miles	Annual Vehicle Revenue Hours
Demand Response	490	2	0	15,976	548
Total	490	2	0	15,976	548

Service Efficiency

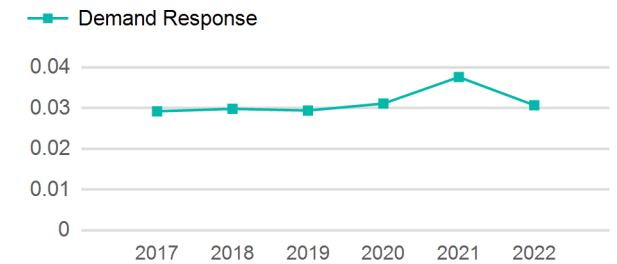
Service Effectiveness

Mode	OE per VRM	OE per VRH	UPT per VRM	UPT per VRH	OE per UPT
Demand Response	\$5.23	\$152.41	0.0	0.9	\$170.45
Total	\$5.23	\$152.41	0.0	0.9	\$170.45

Operating Expenses per Vehicle Revenue Mile



Unlinked Passenger Trip per Vehicle Revenue Mile



2022 Annual Agency Profile - Sac and Fox Nation of Missouri (NTD ID 70273)

2022 Funding Breakdown


Summary of Operating Expenses (OE)

Mode	Operating Expenses	Fare Revenues
Demand Response	\$83,522	\$4,667
Total	\$83,522	\$4,667

Sources of Operating Funds Expended

Directly Generated	\$4,667
Federal Government	\$78,855
Local Government	\$0
State Government	\$0
Total Operating Funds Expended	\$83,522

Operating Funding Sources



Capital Funding Sources

Sources of Capital Funds Expended

Directly Generated	\$0
Federal Government	\$0
Local Government	\$0
State Government	\$0
Total Capital Funds Expended	\$0



2022 Asset Management

Transit Asset Management (TAM) Tier Tier II

TAM Sponsor NTD ID

Metrics

2022 Performance Measure - Asset - 2023 Target
(% not in State of Good Repair)

Rolling Stock - VN - Van - 50%

Mode	Average Fleet Age in Years
Demand Response	6.5