

# 2022 Annual Agency Profile - Ponca Tribe of Nebraska dba Ponca Express (NTD ID 77063)

**Mailing Address:** 2523 WOODBINE ST  
NIOBRARA, NE 68760-6111

**Website:** <http://poncatrIBE-ne.org/poncaexpress>

## Geographic Coverage

**Primary Urbanized/Rural Area** Nebraska Non-UZA  
**Other Areas Served:** Lincoln, NE, Omaha, NE--IA, Sioux City, IA--NE--SD

## Assets

**Revenue Vehicles** 24  
**Service Vehicles** 0  
**Facilities** 2

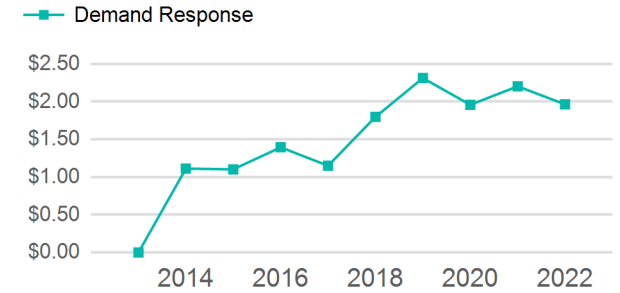
## Service Consumed

**Annual Unlinked Trips (UPT)** 19,993

## Service Supplied

**Annual Vehicle Revenue Miles (VRM)** 382,707  
**Annual Vehicle Revenue Hours (VRH)** 12,446  
**Vehicles Operated in Maximum Service (VOMS)** 24

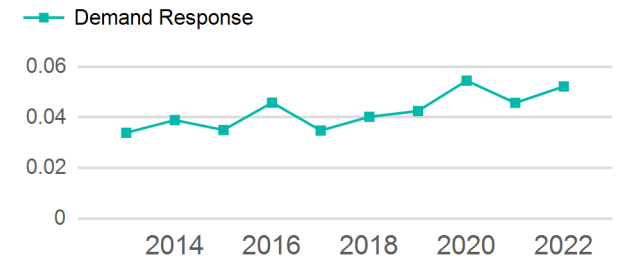
## Operating Expenses per Vehicle Revenue Mile



## Modal Characteristics

Mode	Annual Unlinked Passenger Trips	Directly Operated VOMS	Purchased Transportation VOMS	Annual Vehicle Revenue Miles	Annual Vehicle Revenue Hours
Demand Response	19,993	24	0	382,707	12,446
<b>Total</b>	<b>19,993</b>	<b>24</b>	<b>0</b>	<b>382,707</b>	<b>12,446</b>

## Unlinked Passenger Trip per Vehicle Revenue Mile



Mode	Service Efficiency		Service Effectiveness		
	OE per VRM	OE per VRH	UPT per VRM	UPT per VRH	OE per UPT
Demand Response	\$3.93	\$120.75	0.1	1.6	\$75.17
<b>Total</b>	<b>\$3.93</b>	<b>\$120.75</b>	<b>0.1</b>	<b>1.6</b>	<b>\$75.17</b>

# 2022 Annual Agency Profile - Ponca Tribe of Nebraska dba Ponca Express (NTD ID 77063)

## 2022 Funding Breakdown

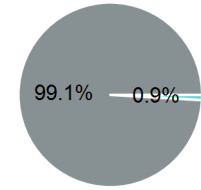
### Summary of Operating Expenses (OE)

Mode	Operating Expenses	Fare Revenues
Demand Response	\$1,502,872	\$13,747
<b>Total</b>	<b>\$1,502,872</b>	<b>\$13,747</b>

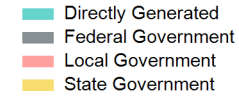
### Sources of Operating Funds Expended

Directly Generated	\$13,747
Federal Government	\$1,489,125
Local Government	\$0
State Government	\$0
<b>Total Operating Funds Expended</b>	<b>\$1,502,872</b>

### Operating Funding Sources



### Capital Funding Sources



### Sources of Capital Funds Expended

Directly Generated	\$0
Federal Government	\$0
Local Government	\$0
State Government	\$0
<b>Total Capital Funds Expended</b>	<b>\$0</b>

## 2022 Asset Management

Transit Asset Management (TAM) Tier: Tier II      TAM Sponsor NTD ID: 7R04

### Metrics

2022 Performance Measure - Asset - 2023 Target (% not in State of Good Repair)

Mode	Average Fleet Age in Years
Demand Response	4.3