

2022 Annual Agency Profile - Santee Sioux Nation (NTD ID 77069)

Mailing Address: 425 FRAZIER AVE N STE 2
NIOBRARA, NE 68760-7219

Website: <http://www.santeedakota.org/>

Geographic Coverage

Primary Urbanized/Rural Area Nebraska Non-UZA
Other Areas Served:

Assets

Revenue Vehicles 2
Service Vehicles 0
Facilities 0

Service Consumed

Annual Unlinked Trips (UPT) 3,500

Service Supplied

Annual Vehicle Revenue Miles (VRM) 58,571
Annual Vehicle Revenue Hours (VRH) 2,644
Vehicles Operated in Maximum Service (VOMS) 2

Modal Characteristics

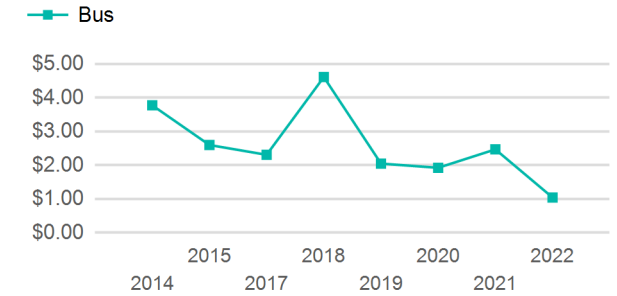
Mode	Annual Unlinked Passenger Trips	Directly Operated VOMS	Purchased Transportation VOMS	Annual Vehicle Revenue Miles	Annual Vehicle Revenue Hours
Bus	3,500	2	0	58,571	2,644
Total	3,500	2	0	58,571	2,644

Service Efficiency

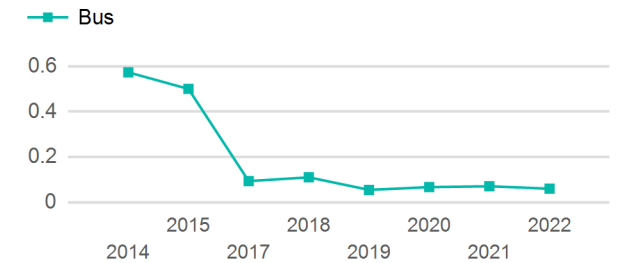
Service Effectiveness

Mode	OE per VRM	OE per VRH	UPT per VRM	UPT per VRH	OE per UPT
Bus	\$1.04	\$23.11	0.1	1.3	\$17.46
Total	\$1.04	\$23.11	0.1	1.3	\$17.46

Operating Expenses per Vehicle Revenue Mile



Unlinked Passenger Trip per Vehicle Revenue Mile



2022 Annual Agency Profile - Santee Sioux Nation (NTD ID 77069)

2022 Funding Breakdown

Summary of Operating Expenses (OE)

Mode	Operating Expenses	Fare Revenues
Bus	\$61,108	\$0
Total	\$61,108	\$0

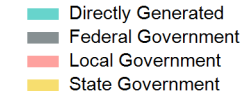
Sources of Operating Funds Expended

Directly Generated	\$0
Federal Government	\$9,261
Local Government	\$51,847
State Government	\$0
Total Operating Funds Expended	\$61,108

Operating Funding Sources



Capital Funding Sources



Sources of Capital Funds Expended

Directly Generated	\$0
Federal Government	\$0
Local Government	\$0
State Government	\$0
Total Capital Funds Expended	\$0

2022 Asset Management

Transit Asset Management (TAM) Tier: Tier II TAM Sponsor NTD ID: 7R04

Metrics

2022 Performance Measure - Asset - 2023 Target (% not in State of Good Repair)

Mode	Average Fleet Age in Years
Bus	5.0