

2022 Annual Agency Profile - Prairie Band Potawatomi Nation (NTD ID 77075)

Mailing Address: 16281 Q RD
MAYETTA, KS 66509-8970

Website: <http://www.pbpindiantribe.com/transit.aspx/>

Geographic Coverage

Primary Urbanized/Rural Area: Kansas Non-UZA
Other Areas Served:

Assets

Revenue Vehicles: 7
Service Vehicles: 1
Facilities: 0

Service Consumed

Annual Unlinked Trips (UPT): 6,908

Service Supplied

Annual Vehicle Revenue Miles (VRM): 119,684
Annual Vehicle Revenue Hours (VRH): 3,227
Vehicles Operated in Maximum Service (VOMS): 7

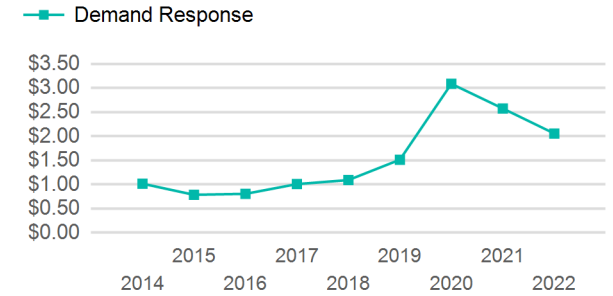
Modal Characteristics

Mode	Annual Unlinked Passenger Trips	Directly Operated VOMS	Purchased Transportation VOMS	Annual Vehicle Revenue Miles	Annual Vehicle Revenue Hours
Demand Response	6,908	7	0	119,684	3,227
Total	6,908	7	0	119,684	3,227

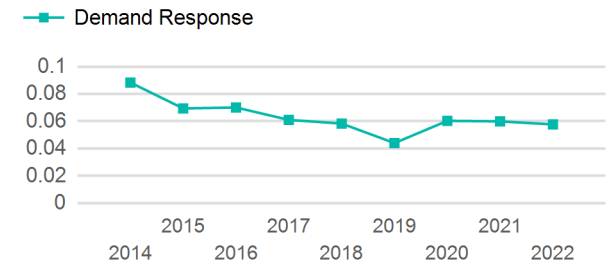
Metrics

Mode	Service Efficiency		Service Effectiveness		
	OE per VRM	OE per VRH	UPT per VRM	UPT per VRH	OE per UPT
Demand Response	\$4.11	\$152.56	0.1	2.1	\$71.27
Total	\$4.11	\$152.56	0.1	2.1	\$71.27

Operating Expenses per Vehicle Revenue Mile



Unlinked Passenger Trip per Vehicle Revenue Mile



2022 Annual Agency Profile - Prairie Band Potawatomi Nation (NTD ID 77075)

2022 Funding Breakdown

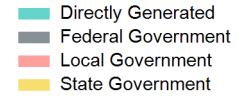
Summary of Operating Expenses (OE)

Mode	Operating Expenses	Fare Revenues
Demand Response	\$492,313	\$13,379
Total	\$492,313	\$13,379

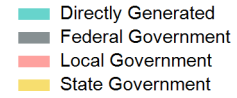
Sources of Operating Funds Expended

Directly Generated	\$13,379
Federal Government	\$392,260
Local Government	\$86,674
State Government	\$0
Total Operating Funds Expended	\$492,313

Operating Funding Sources



Capital Funding Sources



Sources of Capital Funds Expended

Directly Generated	\$0
Federal Government	\$0
Local Government	\$0
State Government	\$0
Total Capital Funds Expended	\$0

2022 Asset Management

Transit Asset Management (TAM) Tier: Tier II TAM Sponsor NTD ID: 7R02

Metrics

2022 Performance Measure - Asset - 2023 Target (% not in State of Good Repair)

Mode	Average Fleet Age in Years
Demand Response	4.9