

# 2022 Annual Agency Profile - Rawlins County (NTD ID 77076)

**Mailing Address:** 607 MAIN ST  
Atwood, KS 67730-1852

**Website:** <https://sites.google.com/a/rawlinscounty.org/rawlins-county-courthouse/>

## Service Consumed

**Annual Unlinked Trips (UPT)** 4,274

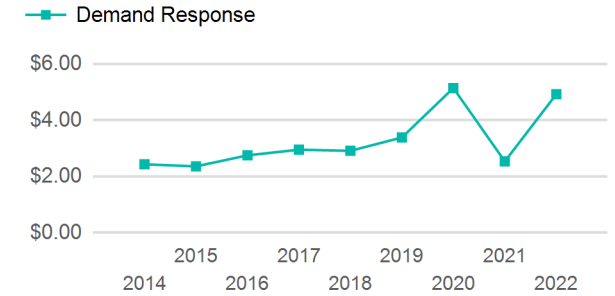
## Service Supplied

**Annual Vehicle Revenue Miles (VRM)** 12,623

**Annual Vehicle Revenue Hours (VRH)** 482

**Vehicles Operated in Maximum Service (VOMS)** 2

## Operating Expenses per Vehicle Revenue Mile



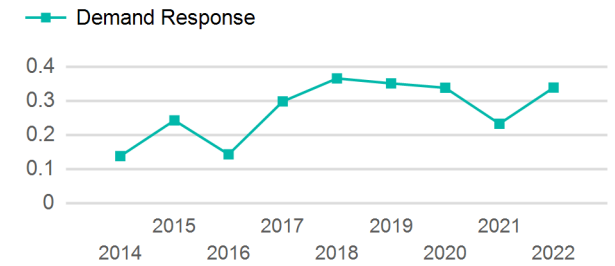
## Assets

**Revenue Vehicles** 2  
**Service Vehicles** 0  
**Facilities** 0

## Modal Characteristics

Mode	Annual Unlinked Passenger Trips	Directly Operated VOMS	Purchased Transportation VOMS	Annual Vehicle Revenue Miles	Annual Vehicle Revenue Hours
Demand Response	4,274	2	0	12,623	482
<b>Total</b>	<b>4,274</b>	<b>2</b>	<b>0</b>	<b>12,623</b>	<b>482</b>

## Unlinked Passenger Trip per Vehicle Revenue Mile



Mode	Service Efficiency		Service Effectiveness		
	OE per VRM	OE per VRH	UPT per VRM	UPT per VRH	OE per UPT
Demand Response	\$4.92	\$128.85	0.3	8.9	\$14.53
<b>Total</b>	<b>\$4.92</b>	<b>\$128.85</b>	<b>0.3</b>	<b>8.9</b>	<b>\$14.53</b>

# 2022 Annual Agency Profile - Rawlins County (NTD ID 77076)

## 2022 Funding Breakdown

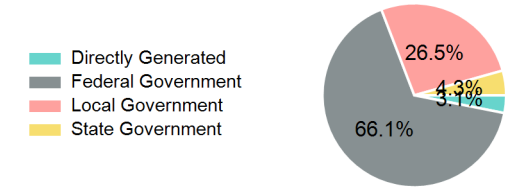
### Summary of Operating Expenses (OE)

Mode	Operating Expenses	Fare Revenues
Demand Response	\$62,105	\$0
<b>Total</b>	<b>\$62,105</b>	<b>\$0</b>

### Sources of Operating Funds Expended

Directly Generated	\$1,925
Federal Government	\$41,023
Local Government	\$16,460
State Government	\$2,697
<b>Total Operating Funds Expended</b>	<b>\$62,105</b>

### Operating Funding Sources



### Capital Funding Sources

### Sources of Capital Funds Expended

Directly Generated	\$0
Federal Government	\$0
Local Government	\$0
State Government	\$0
<b>Total Capital Funds Expended</b>	<b>\$0</b>



## 2022 Asset Management

<b>Transit Asset Management (TAM) Tier</b>	Tier II	<b>TAM Sponsor NTD ID</b>	7R02
--------------------------------------------	---------	---------------------------	------

### Metrics

### 2022 Performance Measure - Asset - 2023 Target (% not in State of Good Repair)

- Equipment - Automobiles - 75%
- Equipment - Trucks and other Rubber Tire Vehicles - 75%
- Facility - Administrative / Maintenance Facilities - 25%
- Facility - Passenger / Parking Facilities - 25%
- Rolling Stock - BU - Bus - 25%
- Rolling Stock - CU - Cutaway - 25%
- Rolling Stock - MV - Minivan - 25%
- Rolling Stock - VN - Van - 25%

Mode	Average Fleet Age in Years
Demand Response	7.5