

# 2022 Annual Agency Profile - Garden County (NTD ID 77078)

**Mailing Address:** 611 MAIN ST  
OSHKOSH, NE 69154-5034

**Website:** <https://www.facebook.com/gctransit77/>

## Service Consumed

Annual Unlinked Trips (UPT) 2,954

## Service Supplied

Annual Vehicle Revenue Miles (VRM) 71,311

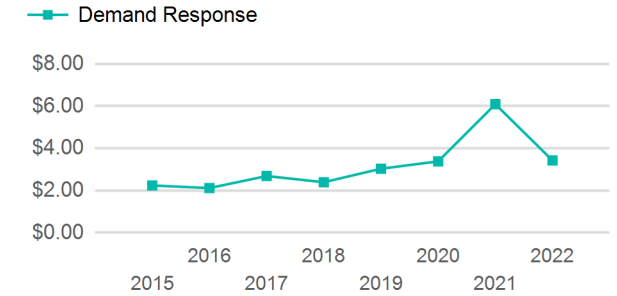
Annual Vehicle Revenue Hours (VRH) 2,728

Vehicles Operated in Maximum Service (VOMS) 3

## Assets

Revenue Vehicles 4  
Service Vehicles 0  
Facilities 1

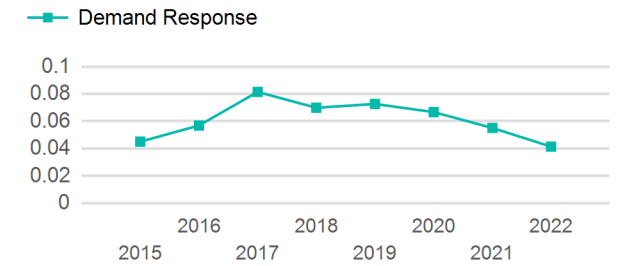
## Operating Expenses per Vehicle Revenue Mile



## Modal Characteristics

Mode	Annual Unlinked Passenger Trips	Directly Operated VOMS	Purchased Transportation VOMS	Annual Vehicle Revenue Miles	Annual Vehicle Revenue Hours
Demand Response	2,954	3	0	71,311	2,728
<b>Total</b>	<b>2,954</b>	<b>3</b>	<b>0</b>	<b>71,311</b>	<b>2,728</b>

## Unlinked Passenger Trip per Vehicle Revenue Mile



Mode	Service Efficiency		Service Effectiveness		
	OE per VRM	OE per VRH	UPT per VRM	UPT per VRH	OE per UPT
Demand Response	\$3.42	\$89.46	0.0	1.1	\$82.62
<b>Total</b>	<b>\$3.42</b>	<b>\$89.46</b>	<b>0.0</b>	<b>1.1</b>	<b>\$82.62</b>

# 2022 Annual Agency Profile - Garden County (NTD ID 77078)

## 2022 Funding Breakdown

### Summary of Operating Expenses (OE)

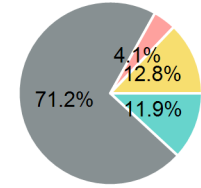
Mode	Operating Expenses	Fare Revenues
Demand Response	\$244,054	\$28,944
<b>Total</b>	<b>\$244,054</b>	<b>\$28,944</b>

### Sources of Operating Funds Expended

Directly Generated	\$28,944
Federal Government	\$173,878
Local Government	\$9,916
State Government	\$31,316
<b>Total Operating Funds Expended</b>	<b>\$244,054</b>

### Operating Funding Sources

■ Directly Generated  
■ Federal Government  
■ Local Government  
■ State Government

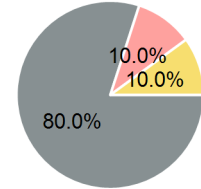


### Sources of Capital Funds Expended

Directly Generated	\$0
Federal Government	\$36,871
Local Government	\$4,609
State Government	\$4,609
<b>Total Capital Funds Expended</b>	<b>\$46,089</b>

### Capital Funding Sources

■ Directly Generated  
■ Federal Government  
■ Local Government  
■ State Government



## 2022 Asset Management

<b>Transit Asset Management (TAM) Tier</b>	Tier II	<b>TAM Sponsor NTD ID</b>	7R04
--	---------	---------------------------	------

### Metrics

#### 2022 Performance Measure - Asset - 2023 Target (% not in State of Good Repair)

Equipment - Trucks and other Rubber Tire Vehicles - 100%  
 Facility - Administrative / Maintenance Facilities - 0%  
 Rolling Stock - AO - Automobile - 100%  
 Rolling Stock - BU - Bus - 30%  
 Rolling Stock - CU - Cutaway - 30%  
 Rolling Stock - MV - Minivan - 40%  
 Rolling Stock - SV - Sports Utility Vehicle - 100%  
 Rolling Stock - VN - Van - 30%

Mode	Average Fleet Age in Years
Demand Response	4.8