

2022 Annual Agency Profile - Northeast Kansas Area Agency on Aging (NTD ID 77079)

Mailing Address: 1803 OREGON ST
HIAWATHA, KS 66434-2256

Website: <http://www.nekaaa.org>

Service Consumed

Annual Unlinked Trips (UPT) 6,524

Service Supplied

Annual Vehicle Revenue Miles (VRM) 86,816

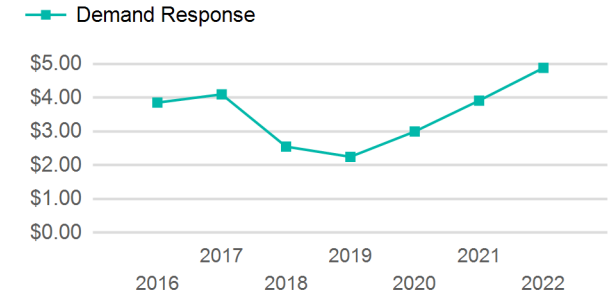
Annual Vehicle Revenue Hours (VRH) 5,911

Vehicles Operated in Maximum Service (VOMS) 5

Assets

Revenue Vehicles 5
Service Vehicles 0
Facilities 0

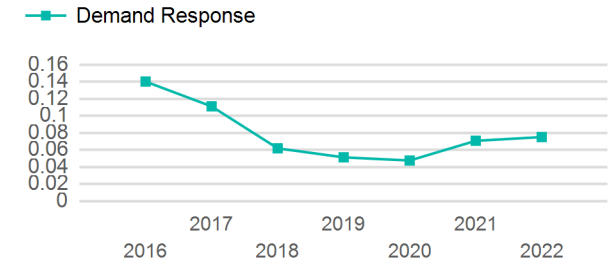
Operating Expenses per Vehicle Revenue Mile



Modal Characteristics

Mode	Annual Unlinked Passenger Trips	Directly Operated VOMS	Purchased Transportation VOMS	Annual Vehicle Revenue Miles	Annual Vehicle Revenue Hours
Demand Response	6,524	5	0	86,816	5,911
Total	6,524	5	0	86,816	5,911

Unlinked Passenger Trip per Vehicle Revenue Mile



Mode	Service Efficiency		Service Effectiveness		
	OE per VRM	OE per VRH	UPT per VRM	UPT per VRH	OE per UPT
Demand Response	\$4.88	\$71.69	0.1	1.1	\$64.95
Total	\$4.88	\$71.69	0.1	1.1	\$64.95

2022 Annual Agency Profile - Northeast Kansas Area Agency on Aging (NTD ID 77079)

2022 Funding Breakdown

Summary of Operating Expenses (OE)

Mode	Operating Expenses	Fare Revenues
Demand Response	\$423,741	\$28,568
Total	\$423,741	\$28,568

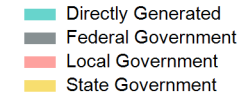
Sources of Operating Funds Expended

Directly Generated	\$28,568
Federal Government	\$314,295
Local Government	\$55,798
State Government	\$25,080
Total Operating Funds Expended	\$423,741

Operating Funding Sources



Capital Funding Sources



Sources of Capital Funds Expended

Directly Generated	\$0
Federal Government	\$0
Local Government	\$0
State Government	\$0
Total Capital Funds Expended	\$0

2022 Asset Management

Transit Asset Management (TAM) Tier	Tier II	TAM Sponsor NTD ID	7R02
--	---------	---------------------------	------

Metrics

2022 Performance Measure - Asset - 2023 Target (% not in State of Good Repair)

Equipment - Automobiles - 75%
Equipment - Trucks and other Rubber Tire Vehicles - 75%
Facility - Administrative / Maintenance Facilities - 25%
Facility - Passenger / Parking Facilities - 25%
Rolling Stock - BU - Bus - 25%
Rolling Stock - CU - Cutaway - 25%
Rolling Stock - MV - Minivan - 25%
Rolling Stock - VN - Van - 25%

Mode	Average Fleet Age in Years
Demand Response	5.6