

# 2022 Annual Agency Profile - Shoshone and Arapaho Tribes DOT (NTD ID 80015)

Mailing Address: 15 N FORK RD  
FORT WASHAKIE, WY 82514

Website:

## Geographic Coverage

Primary Urbanized/Rural Area Wyoming Non-UZA  
Other Areas Served:

## Assets

Revenue Vehicles 3  
Service Vehicles 0  
Facilities 1

## Service Consumed

Annual Unlinked Trips (UPT) 2,536

## Service Supplied

Annual Vehicle Revenue Miles (VRM) 72,150  
Annual Vehicle Revenue Hours (VRH) 2,479  
Vehicles Operated in Maximum Service (VOMS) 3

## Modal Characteristics

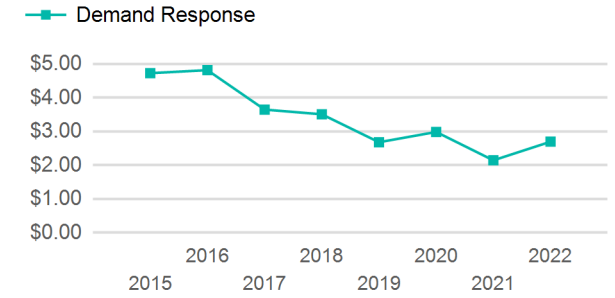
Mode	Annual Unlinked Passenger Trips	Directly Operated VOMS	Purchased Transportation VOMS	Annual Vehicle Revenue Miles	Annual Vehicle Revenue Hours
Demand Response	2,536	3	0	72,150	2,479
<b>Total</b>	<b>2,536</b>	<b>3</b>	<b>0</b>	<b>72,150</b>	<b>2,479</b>

## Service Efficiency

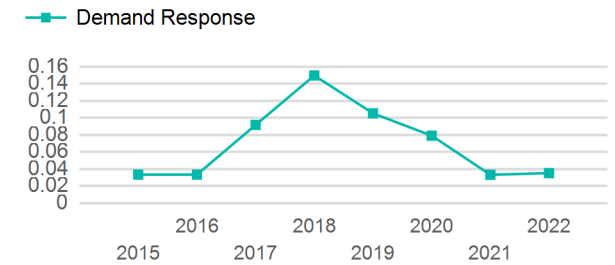
## Service Effectiveness

Mode	OE per VRM	OE per VRH	UPT per VRM	UPT per VRH	OE per UPT
Demand Response	\$2.70	\$78.46	0.0	1.0	\$76.70
<b>Total</b>	<b>\$2.70</b>	<b>\$78.46</b>	<b>0.0</b>	<b>1.0</b>	<b>\$76.70</b>

## Operating Expenses per Vehicle Revenue Mile



## Unlinked Passenger Trip per Vehicle Revenue Mile



# 2022 Annual Agency Profile - Shoshone and Arapaho Tribes DOT (NTD ID 80015)

## 2022 Funding Breakdown

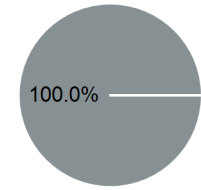
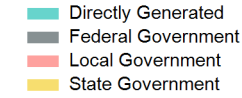
### Summary of Operating Expenses (OE)

Mode	Operating Expenses	Fare Revenues
Demand Response	\$194,499	\$0
<b>Total</b>	<b>\$194,499</b>	<b>\$0</b>

### Sources of Operating Funds Expended

Directly Generated	\$0
Federal Government	\$194,499
Local Government	\$0
State Government	\$0
<b>Total Operating Funds Expended</b>	<b>\$194,499</b>

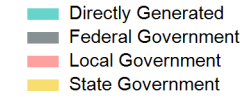
### Operating Funding Sources



### Capital Funding Sources

### Sources of Capital Funds Expended

Directly Generated	\$0
Federal Government	\$0
Local Government	\$0
State Government	\$0
<b>Total Capital Funds Expended</b>	<b>\$0</b>



## 2022 Asset Management

Transit Asset Management (TAM) Tier Tier II

TAM Sponsor NTD ID

### Metrics

### 2022 Performance Measure - Asset - 2023 Target (% not in State of Good Repair)

Facility - Administrative / Maintenance Facilities - 0%  
 Rolling Stock - BU - Bus - 0%  
 Rolling Stock - CU - Cutaway - 100%

Mode	Average Fleet Age in Years
Demand Response	9.3